



Landscape Protection
& Street Furniture Collections

 **Marshall's**
Landscape Protection

Contents

04 Introduction

06 A guide to our products

08 Materials range

10 Protective products

RhinoGuard®

- 12 PAS68/IWA14-1 bollards
- 16 PAS170 bollard cores
- 17 Protective bollard sleeves
- 18 Post and Rail
- 20 Beam
- 21 Redi-Rock™
- 22 Planters
- 26 Igneo
- 28 Verso
- 32 Verso additional elements
- 33 Eos
- 34 RhinoBlok
- 36 Kirkos
- 38 Geo
- 39 Steel Gatekeeper®
- 40 15/30 range

Protective automated range

- 42 Protective automated range

44 Street furniture

- 46 Distrikt®
- 50 Natural Elements
- 54 Urbain®
- 56 Geo
- 58 Loci
- 60 M3
- 62 Festival
- 64 Metrolinia
- 68 Tenplo
- 70 Citi Elements®
- 72 Coda
- 73 Igneo
- 74 Waterside
- 75 Essentials
- 76 Litter bins
- 80 Planters

Tree grilles and guards

- 90 Ferrocast®
- 91 Steel

Bollards

- 92 Ferrocast®
- 98 Rhino
- 102 Concrete and timber
- 104 Telescopic
- 105 Fold down/lift out
- 106 Illuminated

Street barriers

- 110 Hooped barriers and light protectors

110 Post and Rail

- 112 Achieving your vision

Post and Rail systems

- 114 Ferrocast®
 - 116 Steel
 - 118 DecorGuard
 - 120 Geo
-

122 Active travel

Segregation solutions

- 124 Concrete cycle unit
- 126 ZICLA®

Bollards

- 128 Contour
- 128 Simbol
- 129 Geo hoop sign
- 129 Sentry
- 130 Manchester
- 130 Night owl
- 131 Sentinel sign 300
- 131 Weebol flex
- 132 Heritage sign 300 visibol
- 132 Rhino supermarket
- 133 Heritage
- 133 Sentinel
- 134 Recycled

Traffic calming

- 136 Speedcheck starter blockramp system
- 136 S ramp system
- 137 Black and yellow rubber speed bump
- 137 Interlocking traffic blocks
- 138 Rubber speed cushion
- 139 Concrete speed cushion

Cycle stands and racks

- 140 Sheffield
- 140 Red Route
- 141 Fin
- 142 RhinoGuard® Geo
- 142 Geo hoop
- 143 Multi-hoop

Cycle shelters

- 144 Velozone
 - 145 Pluto
-

146 Trusted suppliers

- 148 Bellitalia
 - 150 Sineu Graff
 - 152 Escofet
-

154 Our other products



Marshalls is the UK's leading supplier of landscape products for the built environment.

Introduction


We're Marshalls. With you,
we create better spaces.

Marshalls was established in the 1890s with an enduring set of values. We are committed to doing the right things, for the right reasons, delivered in the right way – ethically and sustainably.

You can find our landscape products in commercial projects and prestigious landmarks throughout the UK, including Trafalgar Square and London's South Bank.

Marshalls Landscape Protection offers a design, engineering and specification approach to street furniture that enables highly effective protective and non-protective solutions to blend seamlessly into urban landscape design.

Our innovations in design, manufacture and technology enable those who design our city spaces to take their visions to the next level.



Right: Igneo seat and stools.
Below: RhinoGuard® bollards.
Left: Escofet Tramet benches.

We offer a design-led approach
to urban street furniture solutions.



A guide to our products

Understanding our product terms and icons.

Browse our brochure using the below icons and terms as a guide.



Made in Britain

Certified as a product that has been manufactured in Britain.



Multi-level products

This product or range can be implemented as protective or non-protective.

PROTECTIVE &
NON PROTECTIVE



RhinoGuard® technology

Products with this symbol have been manufactured with RhinoGuard® technology and successfully crash tested in accordance with the BSI PAS68 and IWA 14-1 standards, designed to provide effective hostile vehicle mitigation in proportion with all levels of risk, site vulnerability and project budget.

RHINO GUARD®
TECHNOLOGY



RhinoGuard® 15/30 cores

This product or range can be implemented with RhinoGuard® 15/30 cores.

15/30 means the product can withstand vehicle speeds of up to 30mph from a 1.5 tonne saloon car.


RHINO GUARD®
15/30 CORES



Third party

A product supplied by a third party, distributed by Marshalls.

THIRD
PARTY



Right: RhinoGuard® Large Giove Planter.
Below: RhinoGuard® stainless steel post and rail.





Left: Verso protective and non-protective seating range.
Below: Geo® Litter Bin.



Materials range

Stylish, sustainable materials for every project.

We offer a wide range of materials to complement any scheme including our unique Ferrocast®, plus metal, timber and stone finishes, as well as the option to add colour finishing from powder coating and painting.

FERROCAST®



Ferrocast® is created from an extremely durable, corrosion-resistant polyurethane compound which can be cast into any shape, making it extremely versatile.

Ferrocast® Marshalls' unique Ferrocast® is a durable, low maintenance material, which makes it particularly ideal for use in highly trafficked and coastal areas.

The benefits of adding Ferrocast® products to your scheme include:

Corrosion resistant

As a non-ferrous material Ferrocast® is completely resistant to rust and corrosion.

Reproductions

Cast iron street furniture which has become degraded can be replicated easily, ensuring the landscape's aesthetics are not affected.

Durability

Developed for use in mining, quarrying and North Sea oil industries, Ferrocast® can perform in the toughest of environments.

Minimal maintenance

The two-part polymer, heavy-duty coating is proven to last in excess of ten years, even in coastal environments.

Polymer pigmented

Polymer is pigmented to closely colour-match the painted finish.

Products delivered to site pre-painted

No on-site painting required.

Non-freezing

Ferrocast® will not freeze which makes it ideal for coating rails ensuring they aren't cold to the touch.

Versatility

Ferrocast® can be shaped into almost any style with a simple moulding process, giving the designer absolute freedom. Fully coordinated ranges of bespoke street furniture can be created.



Timber
Natural Elements seating



Ferrocast®
Igneo seating

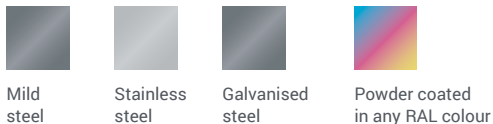


Stainless steel
Geo handrail




Precious stone effect
Giove planter

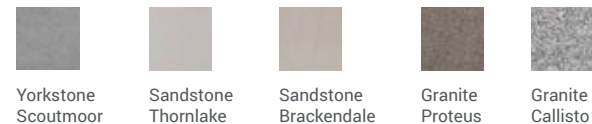
METAL



WOOD PLASTIC COMPOSITE




NATURAL STONE



Full range of natural stone available. Named stones are examples.


STANDARD POWDER COATED/PAINTED COLOURS




RUBBER




CONCRETE




BESPOKE POWDER COATED COLOURS



PLASTIC



PRECIOUS STONE EFFECT



TIMBER



Look for our FSC[®]-certified products



The mark of responsible forestry
FSC[®] C133609

Protective products

Landscape Protection

Reasons to trust our protective products



RhinoGuard® technology

We offer a range of products incorporating Marshalls' own protective RhinoGuard® technology.



UK security accreditations

Our products are manufactured and tested to the latest security accreditations in the UK.



A wide choice of products

We offer a comprehensive collection of creative solutions.



Led by design

A design-led approach to urban security products.

Marshalls Landscape Protection offers design-led Hostile Vehicle Mitigation products enabling highly effective protection to blend seamlessly into urban landscape design. This allows architects, planners and designers to install security measures without instilling fear.

In most cases, crash-tested products are developed with minimal consideration given to the aesthetic, however Marshalls has flipped this on its head by creating solutions that are successfully crash tested and also aesthetically designed.

Our products are manufactured and tested to the latest security accreditations in the UK.

We believe in the importance of creating safe, attractive and inviting environments, and regenerating spaces where people want to spend time, and where they feel safe, not scared.

From planters, seating and cycle stands to litter bins and bollards, the portfolio presents a comprehensive collection of creative HVM solutions.

Making living and working in urban surroundings safe.

For more inspiration visit:



marshalls.co.uk/commercial/landscape-protection



RhinoGuard® technology

RhinoGuard® technology ensures an assured level of protection for those responsible for designing public spaces.

RhinoGuard®

PAS68/IWA14-1 bollards

Designed to fulfil aesthetic and security needs, RhinoGuard® bollards have a wide selection of sleeve options, various fixing types and foundation depths available to suit all schemes.

All cores have been tested from 1.5 tonnes to 7.5 tonnes at various speeds up to 50mph.

Sleeves are available with optional grooves and hazard banding tape.

The RhinoGuard® bollard sleeve options



* Core security rating:
For example 15/30 = 1.5 tonne vehicle @ 30mph



Test standard	Security rating *	Core diameter (mm)	Height above ground allowing for finishes (mm)	Steel	Stainless steel	Ferrocass®	GEO stainless steel	GEO LED marker	Decorative sleeve
PAS 68	15/30	114	865	✓	✓	✓	✓	✓	✓
PAS 170	25/10	75	800	✓	✓	✓	✓	✓	✓
PAS 170	25/20	139	800	✓	✓	✓	✓	✓	✓
PAS 68	25/40	168	865	✓	✓	✓	✓	✓	✓
		168	868	✓	✓	✓	✓	✓	✓
IWA 14.1	35/30	139	900	✓	✓	✓	✓	✓	✓
IWA 14.1	72/30	N/A	787	✓	✓	✓	✓	✓	✓
IWA 14.1	72/40	194	990	✓	✓	✓	✓	✓	✓
IWA 14.1	72/50	244	935	✓	✓	✓	✓	✓	✓
PAS 68	75/30	194	858	✓	✓	✓	✓	✓	✓
PAS 68	75/40	244	1000	✓	✓	✓	✓	✓	✓
		168	1005	✓	✓	✓	✓	✓	✓
PAS 68	75/50	194	1000	✓	✓	✓	✓	✓	✓
		244	1030	✓	✓	✓	✓	✓	✓

Foundation types

The RhinoGuard® bollards come with a range of foundation types, including the ultra shallow which requires only 50mm depth.



Ultra shallow



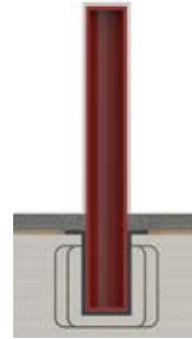
Super shallow




Shallow mount




Shallow mount removable



Removable reinforced concrete cage



Reinforced concrete cage



Manual lift assist telescopic

15/30					✓	✓	
25/40		✓			✓	✓	
35/30					✓	✓	✓
72/30	✓						
72/40		✓		✓			
72/50			✓	✓			
75/30			✓	✓			
75/40			✓	✓	✓	✓	
75/50					✓	✓	

RhinoGuard®

Designed to fulfil your
aesthetic and security needs.





RhinoGuard®

PAS170 bollard cores

PAS170 delivers a testing standard for vehicles at 2.5 tonnes travelling between 10mph and 20mph. The RhinoGuard® successfully crash tested PAS170 solutions provide assurance against lower speed ram-raids and impacts.

↗ Sleeves available in various styles go to [page 12](#)

MATERIALS

Metal



Mild steel

Finishes




Painted in any RAL colour



Galvanised steel

Each bollard core is available galvanised, or galvanised and powder coated.



SECURITY SPECIFICATION



	PAS170 25/10	PAS170 25/20
Height (mm)	800	
Foundation W x D x H (mm)	3380 x 700 x 200	
Core diameter (mm)	75	139
Core weight (kg)	45	55




RhinoGuard®

Protective bollard sleeves

Our range of sleeve options gives you the flexibility to choose a design to suit your space and the surroundings.

SECURITY RATING OPTIONS

Up to **75/50**

 For more information go to **page 12**




Mild steel

Height (mm)	1000
Dia. (mm)	168 / 194 / 204 / 273



Stainless steel

Height (mm)	1000
Dia. (mm)	129 / 154 / 204 / 254



Natural stone

Height (mm)	1000
Dia. (mm)	Dependent on core




Ferrocast

Height (mm)	1000
Dia. (mm)	Assorted sizes



Geo

Height (mm)	1000
Dia. (mm)	140 / 204 / 254



Decorative

Height (mm)	1000
Dia. (mm)	204 / 254

RhinoGuard® Post and Rail

Our range of protective post and rail systems are designed to safely separate pedestrians and traffic, as well as defend against intended and accidental vehicular incidents.

Our post and rail offering comes in a range of finishes, styles and materials giving customers the ability to choose a design that blends into the existing environment.

MATERIALS

Metal



Mild steel



Stainless steel

Finishes



Painted in any RAL colour

SECURITY SPECIFICATION



Various ratings available with a 7.2 tonne vehicle at 50mph being the strongest specification



* For example, 15/30 = 1.5 tonne vehicle travelling at 30mph.

Core security rating*	25/10	25/20	35/30	72/30	72/40	72/50	15/30	25/40	75/30	75/40	75/50
Test standards	PAS 170			IWA14.1			PAS 68				
Stainless steel	✓	✓	✓	✓	✓	✓	✓	✓	✓	✓	✓
Mild steel	✓	✓	✓	✓	✓	✓	✓	✓	✓	✓	✓
GEO	✓	✓	✓	✓	✓	✓	✓	✓	✓	✓	✓
DecorGuard	✓	✓	✓	✓	✓	✓	✓	✓	✓	✓	✓

Stainless steel



Mild steel



Geo



DecorGuard



	Stainless	Mild steel	Geo	DecorGuard
Height (mm)	1000			
Base diameter (mm)	Various diameters available, dependent on rating requirements			
Finish	Brushed	Powder coated	Bead blasted	Powder coated
Fixing type (mm)	Root fixed			

RhinoGuard® Beam

Incorporating the RhinoGuard® Ultra Shallow 50®, the RhinoGuard® Beam has been crash tested to the IWA 14.1 standard and can successfully stop a 7.2 tonne vehicle travelling at 30mph.

With tailored length options available to suit the scheme's requirements, the protective barrier has the capability of spanning manholes, services, chambers and other obstacles, whilst allowing for expansion and contraction. It can also be used on bridges and other areas where underground service and utilities affect installation.



← Mild steel
With the option of powder coating in any RAL colour.

← Ferrocast®
Customise Beam with a number of design options, including Ferrocast®, shown here.

MATERIALS

Metal



Mild steel

Finishes



Powder coated in any RAL colour

SECURITY SPECIFICATION



V/7200(N2A)/48/30:0 Beam impact test
Tested with a 7.5 tonne vehicle at 30mph

Tested dimensions (can be modified to suit requirements)

Height (mm)	872
L x W (mm)	5670 x 150
Weight (kg)	721
Foundations	Type and dimensions dependent



RhinoGuard® Redi-Rock™

Proven to stop a 7.5 tonne truck at 30mph, the Redi-Rock™ HVM wall is an effective removable solution that requires minimal maintenance.

Interconnected with steel cables and zero ground anchors, the freestanding blocks are fast to install with no ground work required. Its natural stone appearance ensures Redi-Rock™ blends into the background, protecting surroundings without looking out of place. The solution is therefore ideal for use in crowded places, transport hubs, utility and critical infrastructure as well as buildings of high importance.

SECURITY SPECIFICATION



Only tested with a 7.5 tonne vehicle at 30mph

AVAILABLE ALTERNATIVES

The Redi-Rock™ system is also available as a standard walling system for the retention of earth, landscaping and flood protection applications.

 For more information
contact us



Limestone



Cobblestone



Ledgestone



Height (mm)	Variable
Fixing type	Freestanding



RhinoGuard® Planters

Introducing planters can help make a space feel more welcoming while introducing greenery into urban environments. Our HVM planters offer protection that can be placed alongside other protective elements or used standalone to prevent vehicle access. The variety of materials used offer durability and longevity.



SPECIFICATION

Overall height and capacity of each planter is dependent on core selection.

Large Giove	
Height (mm)	1100
Dia. (mm)	1900
Weight (kg)	3005

Small Giove	
Height (mm)	735
Dia. (mm)	1500
Weight (kg)	1500

Saturno	
Height (mm)	1198
Dia. (mm)	1495
Weight (kg)	2393

MATERIALS

Precious stone effect



MATERIALS

Precious stone effect



MATERIALS

Precious stone effect



SECURITY SPECIFICATION



SECURITY SPECIFICATION



SECURITY SPECIFICATION





**RhinoGuard®
Planter**

Left: Large Giove planter.
Above: Small Giove planter.

RhinoGuard® Planters



Timber/steel

Height (mm)	950		
W & L (mm)	1200 x 1200	1800 x 1200	1800 x 600
Weight (kg)	192	230	180

MATERIALS

Timber



FSC®-certified hardwoods

Metal



Mild steel

Heavy duty steel frames can be powder coated in any RAL colour to suit your scheme

SECURITY SPECIFICATION



Pegaso

Height (mm)	915
Dia. (mm)	640
Weight (kg)	374

MATERIALS

Precious stone effect



White carrara



Cream botticino



Yellow mori



Red verona



Multi veneziano



Green alps



Black ebony



White granite



Grey granite

SECURITY SPECIFICATION



Perennial

Height (mm)	1050
W & L (mm)	1800 x 600
Weight (kg)	176

MATERIALS

Metal



Mild steel



Powder coated in any RAL colour

SECURITY SPECIFICATION



Orione

Height (mm)	816
Dia. (mm)	520
Weight (kg)	242

MATERIALS

Precious stone effect



White carrara



Cream botticino



Yellow mori



Red verona



Multi veneziano



Green alps



Black ebony



White granite



Grey granite

SECURITY SPECIFICATION





Perennial planter

RhinoGuard® Igneo


Successfully crash-tested on two occasions, our RhinoGuard® Igneo seat can be paired with smaller, non-protective complementary chair and block units to create a protective scheme without being obtrusive.

The full range is manufactured with highly durable pre-cast concrete.



SEAT MATERIALS

Concrete




ARM REST MATERIALS

Ferrocast®



Painted in any RAL colour



SECURITY SPECIFICATION



V/7500(N2)/64/90:3.7/0.0 : Front impact test
V/7500(N2)/64/90:3.5/0.0 : Gap impact with bollard test

↗ These single items are non-protective. Discover the rest of the Igneo range on [page 53](#).

L x W x H (mm)	3167 x 1115 x 878
Seat height (mm)	434
Weight (kg)	3400
Foundation dimensions (mm)	2400 x 1600 x 500

 Optional customisation

The Igneo seat can be extended to the length you require by adding in extra centre modules.

Igneo arm rests are manufactured from Ferrocast® which provides longevity, durability and requires virtually no maintenance.





RhinoGuard® Igneo

Left: Igneo seat with
Ferrocast® armrests.
Right: Igneo seat
paired with stools.

Verso

Modular in nature, Verso can be used to create unlimited configurations or as standalone pieces.





RhinoGuard® Verso range

RhinoGuard®

Verso

Highly versatile in shape and design, Verso allows for a mix of protective and non-protective elements to be used in unison across a single project.

Comprising of blocks with seating and planter additions, Verso modules can be used to create unlimited configurations or as standalone pieces.


The low height profile means the range is unobtrusive and the concrete colours on offer allow for the range to complement existing surroundings.

Lifting loops are sold separately.




MATERIALS


Concrete



Metal



Wood plastic composite



Timber



SECURITY SPECIFICATION



V/7200(N2A)/48/90:3.7 | V/1500(M1)/48/90:5.4



90 block



600 block



1200 block



1800 curve block



1200 planter



	90 block		600 block		1200 block			1800 curve block			1200 planter
Rating options	Unrated	15/30*	Unrated	15/30*	Unrated	15/30*	72/30*	Unrated	15/30*	72/30*	Unrated
Weight (kg)	517.5	542.5	500	525	1000	1050	1160	1591			106
Dimensions (mm)	900 x 900 x 600		600 x 600 x 600		1200 x 600 x 600			2093 x 797 x 600 (max dimension)			1200 x 600 x 600
Height above ground (mm)	550										
Foundations (mm)	900 x 900 x 50	900 x 900 x 300	600 x 600 x 50	600 x 600 x 300	1200 x 600 x 50	1200 x 600 x 300	1800 x 1400 x 300	2093 x 797 x 50	2093 x 797 x 300	2093 x 1800 x 300	N/A
Fixing methods	Sub-surface mounted										

RhinoGuard®

Verso additional elements

Optional extras for the Verso 1200 Block give you the opportunity to enhance the space with the inclusion of planters and seating.

SEAT MATERIALS

Timber



FSC®-certified hardwoods

Wood plastic composite



Dark brown Black Slate grey Pebble grey Light brown

ARM REST MATERIALS

Metal



Mild steel Powder coated in any RAL colour

ARM REST OPTIONS



No arms



End arms



Full arms

1200 bench top



1200 double bench top



1200 seat top



1200 block mounted planter



	1200 bench top	1200 double bench top	1200 seat top	1200 block mounted planter
Weight (kg)	30	50	40	185
Dimensions (mm)	1200 x 440 x 292	1200 x 694 x 292	1200 x 499 x 664	1200 x 693 x 606
Height above ground (mm)	595 (max)		967 (max)	909







RhinoGuard®

Eos

The RhinoGuard® Eos seat is contemporary in appearance whilst offering functionality and strength.






The seat frame has been successfully crash-tested three times and is manufactured using hardwood timber, natural stone and Ferrocast®.

SEAT & ARM REST MATERIALS

<i>Seat</i>	<i>Arm rest/front and back panel</i>		
			
Hardwoods	Mild Steel	Stainless Steel	Powder coated in any RAL colour

END PANEL MATERIALS

Natural stone

				
Scoutmoor	Thornlake	Brackendale	Proteus	Callisto

Ferrocast®


Powder coated in any RAL colour


SECURITY SPECIFICATION

	1.5-7.2 TONNES	
---	----------------	---

V/7500(N2)/48/90:3.1/0.0 - Rear impact test
 V/7500(N2)/48/90:0.0/0.0 - Front impact test
 V/7500(N2)/48/90:2.7/0.0 - Gap impact test with bollard



Mild steel
Panels with the option of powder coating.



Natural stone




Manhattan



COMPLEMENT IT

Our RhinoGuard® Eos seat works well with our HVM bollards, if you require a full protective offering.

 To learn more please go to [page 12](#)

Height (mm)	2166 x 678 x 887
Seat height (mm)	460
Weight (kg)	190
Foundation dimensions (mm)	2400 x 1000 x 430



RhinoGuard® RhinoBlok

RhinoGuard® RhinoBlok provides inner strength and outer beauty.

The RhinoBlok can be used to create seating or planter systems using additional timber cladding extras or can be used as a central planter core, creating the perfect complementary range.

BASE MATERIALS

Timber



FSC®-certified hardwoods

Concrete



Mid grey conservation



Charcoal conservation

SEAT MATERIALS

Metal



Stainless steel

Finishes



Powder coated or brushed in any RAL colour

SECURITY SPECIFICATION



V/7200(N2A)/64/90:19.3



Timber seating additions
FSC®-certified with
stainless steel frame.

Concrete
Precast for utmost durability
and ease of implementation.

Timber top



Seat 1000



Seat 1600



Mild steel planter sleeve



RhinoBlok



Bench 1000



Bench 1600



Timber planter sleeve



	RhinoBlok	Timber top	Bench 1000	Bench 1600	Seat 1000	Seat 1600	Timber planter sleeve	Mild steel planter sleeve
Weight (kg)	2500	50	35	50	45	65	300	295
Height above ground (mm)	580	630	1040		1385		1000	
Overall height inc. root (mm)	710	760	1170		1515		1130	
Seat height (mm)	N/A	630			N/A		N/A	
L x W (mm)	1600 x 1000		1000 x 460	1600 x 460	1000 x 515	1600 x 515	1800 x 1200	
Foundations	Precast concrete, 2120 x 1520 x 200							

RhinoGuard® Kirkos

RhinoGuard® Kirkos is an innovative street furniture collection that provides a simple yet effective way of enhancing the environment whilst providing the appropriate level of protection required.

Kirkos is made up of five standard solutions which are designed around a bollard centrepiece, overlaid with a ribbon of powder coated mild steel, or with a planter as the central focal point.

MATERIALS

Timber



FSC®-certified hardwoods

Metal



Mild steel



Powder coated in any RAL colour

SECURITY SPECIFICATION



Various ratings available with a 7.2 tonne vehicle at 50mph being the strongest specification.



Single hoop seat



Twist seat



Planter



Double hoop seat



Double planter seat



	Single hoop seat	Double hoop seat	Twist seat	Planter	Double planter seat
Weight (kg)	110	235	240	195	310
Height above ground (mm)		1090		1200	1200
Overall height inc. root (mm)	Dependent on core selection				
Seat height (mm)		500		N/A	500
L x W (mm)	1740 x 1370	3130 x 1370	2730 x 2320	1945 x 365	2766 x 1350
Foundations	Type and dimensions dependent on core selection				

RhinoGuard® Geo

The coordinated Geo range with integrated RhinoGuard® protective technology reflects the best of modern urban design: simplicity, sustainability and robust materials in a low profile form.

Manufactured using a bead blasted grade 316 stainless steel and polished cap, the Geo products are exceptionally strong and require low maintenance.

MATERIALS

Metal



Stainless steel



BOLLARD CORES

Various bollard cores are available depending on the security rating required for your project (applies to litter bin and cycle stand only).

SECURITY SPECIFICATION



Post and rail



Litter bin



Cycle stand



Bollard



	Post and rail	Litter bin	Cycle stand	Bollard
Height (mm)	1106	1299	1100	1000 / 1100
L x W / Diameter (mm)	1000 / 1500 / 2000 x 76	500	1700 x 1132	140 / 204 / 254
Weight (kg)	Core dependant	46-51	18 - 28	90 / 180 / 210

RhinoGuard® Steel Gatekeeper®

Providing temporary protective measures for crowds during Christmas markets or sporting events, the RhinoGuard® Steel GateKeeper® has been successfully crash tested to IWA 14.1, providing protection against vehicles up to 2.5 tonnes travelling up to 30mph.

The tested solution is pedestrian permeable, with vehicle access points and requires no anchorage in any form. This means GateKeeper® can be quickly deployed across all surfaces without relying on kerbs or structural aids.

MATERIALS



Galvanised steel



Powder coated in any RAL colour

SECURITY SPECIFICATION



V2500(N1G)/48/90:5.2 - 11 unit crash test
V2500(N1G)/48/90:11.7 - 5 unit crash test



Optional customisation

Customise GateKeeper® by powder coating or adding a custom branded shroud.

L x W x H (mm)	1265 x 1876 x 1093
Weight (kg)	245



RhinoGuard® 15/30 range

The RhinoGuard® 15-30 street furniture range has been developed to offer affordable protective street furniture solutions to a wide range of projects.

The range delivers IWA14.1 rated options that can withstand a 1500kg vehicle travelling at 48kph. The stylish, protective pieces negate the need for bulky and obtrusive products, enabling creativity in the design of our public spaces.

The portfolio offers rated versions of the popular Distrikt®, Festival, Geo, M3, Natural Elements and Urbain® seats and benches, and the Natural Elements bin.



RHINO GUARD®
TECHNOLOGY



RHINO GUARD®
15/30 CORES

15/30 cores can be applied to specific ranges within our street furniture offering, highlighted using this icon.



M3 seat



M3 bench



Festival seat



Festival bench



Geo seat



Geo bench



Urbain® seat



Urbain® bench



Distrikt® seat



Distrikt® bench



Natural Elements bin



Natural Elements seat



Natural Elements bench



	M3 seat	M3 bench	Festival seat	Festival bench	Geo seat	Geo bench	Urbain seat	Urbain bench	Distrikt seat	Distrikt bench	Natural Elements bin	Natural Elements seat	Natural Elements bench
Weight (kg)	136	119	153	141	126	121	146	127	205	180	83	201	170
Height above ground (mm)	858	606	858	499	830	512	866	472	908	508	1040	899	500
Seat height (mm)	528	514	513	499	484	512	472	472	508	508	N/A	500	500
L x W (mm)	1802 x 534	1802 x 525	1824 x 534	1824 x 525	1817 x 528	1817 x 674	1910 x 500	1910 x 500	1970 x 486	1970 x 470	600 x 480	1780 x 500	1790 x 500

Protective automated range

Designed for the utmost convenience, our automated range promises slick design and high quality materials coupled with efficient installation and ease of use.

MATERIALS

Metal



Mild steel



Powder coated in any RAL colour

SECURITY SPECIFICATION



7.5 TONNES
PAS 68



Various ratings available with a 7.5 tonne vehicle at 50mph being the strongest specification



Gates



Bollards



Optional customisation

Customise automated bollards with a range of reflective banding options, as well as LED lighting for heightened visibility.

Blockers



	Bollards	Blockers	Gates
Height (mm)	1000 (max)	1100 (max)	2400
Base width (mm)	350 (max)	4000 (max)	4200
Available ratings	75/30, 75/40, 75/50		75/40, 75/50

Dimensions

Heights and widths vary depending on rating.



RhinoGuard® 75/30 shallow mount bollards

Street furniture

Stunning schemes brought to life

Reasons to trust our street furniture products



A wide choice of products

We offer a comprehensive collection of creative solutions.



Led by design

Beautifully designed street furniture that complements existing surroundings.



Made in Britain

All of Marshalls own brand street furniture is Made in Britain.



FSC®-certified material

Some of our street furniture includes wooden elements which are manufactured from FSC®-certified timber.

Marshalls' Street Furniture collection combines inspirational, versatile and practical solutions to enhance the look and feel of public spaces. Our extensive range of landscape furniture includes planters, seating, cycle stands, bollards and litter bins, with numerous designs to complement a variety of different schemes.

We understand the importance of creating safe and comfortable environments that are inviting to members of the public. Our teams in engineering, design and manufacturing work with a reliable network of suppliers to deliver desirable solution-based designs to public spaces, housing developments, event facilities, places of worship and many more.

Our experts are equipped with industry knowledge and know-how to provide a complete service from design through to installation. We pride ourselves on being able to support architects, specifiers and installers get the most out of their schemes.

Making urban landscapes comfortable, accessible and visually appealing.

For more inspiration visit:

 marshalls.co.uk/commercial/landscape-protection



An extensive product range

From planters, seating, cycle stands, bollards and litter bins, we offer a broad range of products to complement any scheme.

**The possibilities are
endless with Distrikt®**

A customisable seat and bench
collection that offers truly unlimited
combinations and choices.



Distrikt® seating



Distrikt®

Distrikt® is a linear, free-flowing timber range designed to fit into a multitude of environments and is the perfect solution for projects requiring aesthetically pleasing, practical seating.

The collection is made up of a customisable seat and bench that offers unlimited combinations and choices.

Straight bench



Curved bench



MATERIALS

Timber



FSC®-certified hardwoods

Metal



Mild steel



Powder coated in any RAL colour

Straight bench with arms



Curved bench with arms



MAKE IT PROTECTIVE



Go to [page 40](#) to learn more about our protective Distrikt® offering.



Straight seat



Inward curved seat



Outward curved seat



Table



Straight seat with arms



Inward curved seat with arms



Outward curved seat with arms



	Straight bench	Straight bench with arms	Curved bench	Curved bench with arms	Straight seat	Straight seat with arms	Inward curved seat	Inward curved seat with arms	Outward curved seat	Outward curved seat with arms	Table
Weight (kg)	108	115	151	158	133	138	187	192	186	192	163
Height above ground (mm)	480	670	480	670	880	880	880	880	880	880	794
Seat height (mm)	480	480	480	480	480	480	480	480	480	480	N/A
L x W (mm)	1970 x 470		2549 x 873		1970 x 486		2571 x 890		2549 x 885		1900 x 690

Natural Elements

The Natural Elements collection is inspired by biophilic design with a signature cell-like pattern and is manufactured using steel and FSC®-certified timber.

The versatile seating options can be complimented by additional elements such as bollards or litter bins to encourage unison across a scheme.

MATERIALS

Timber



FSC®-certified hardwoods

Metal



Mild steel



Powder coated in any RAL colour



Convex bench



Concave bench



Seat



Planter



15/20 MAKE IT PROTECTIVE

➔ Go to **page 40** to learn more about our protective Natural Elements offering.



60° radius corner



45° radius corner



Concave bench



Cycle stand



Bollard



Seat with arms



Planter



Litter bin
90L capacity



	Convex bench	Seat	Concave bench	Planter	60° radius corner	45° radius corner	Concave bench	Cycle stand	Bollard	Seat with arms	Planter	Litter bin
Weight (kg)	89	140	89	91	16	40	89	9	23	140	91	87
Height above ground (mm)	500-550	899	450-500	500	500	500	450-500	700	1000	899	500	1040
Seat height (mm)	500-550	500	450-500	N/A	500	500	450-500	N/A		500	N/A	
L x W (mm)	1640 x 500			1200 x 500	570 x 468	881 x 500	1790 x 500	70 x 500	140 x 90	1790 x 500	1350 x 500	600 x 480

Natural Elements

Personalise your product: bespoke configurations are available with playful modules

STEP 1

Start with an end panel

Select an end panel, with or without arms.



STEP 2

Select your core modules

Modules can be configured in any sequence.

STEP 3

Select an armrest

Choose armrest option between units if required.



A. END PANEL

L - 500mm, H - 470mm, W - 75mm

B. END PANEL WITH ARMREST

L - 500mm, H - 670mm, W - 75mm



STEP 4

Select transition modules to change direction

Modules can be configured in any sequence.

STEP 5

Finish with end panel

Please see step 1.

STEP 6



Ancillary elements

Ancillary elements such as litter bin, bollard or cycle stand are also available to maintain the design language.

Standalone seat and bench also available.

UNLIMITED FLEXIBILITY
with Natural Elements

Mix and match from the selection of playful components to create unlimited configurations.



Urbain®

Urbain® is a modular seating system designed to fit perfectly into a variety of urban settings.

The customisable seating arrangement includes a breadth of options ranging from armrests, single, double and triple backrest variations and table attachments.

MATERIALS

Timber



FSC®-certified hardwoods

Metal



Mild steel



Powder coated in any RAL colour



Seat



Bench




Seat with arms



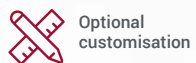
Bench with arms



 **MAKE IT PROTECTIVE**

 To learn more about our protective Urbain offering go to [page 40](#)





Optional
customisation

Leg options

Create double benches, angled corner pieces and dynamic runs with 90°, 45° degree and end-to-end connector options.

Wooden seating slat options

FSC®-certified hardwood seating slats as standard, with other timber species available on request.

	Seat	Seat with arms	Bench	Bench with arms	Seat with double backrest	Seat with double backrest and arms	Seat with 2 single backrests	Seat with 2 single backrests and table	Table
Weight (kg)	100	105	80	85	90	95		115	95
Height above ground (mm)	845		450	640		845			750
Seat height (mm)	450								N/A
L x W (mm)	2400 x 500								

Geo

Geo is a comprehensive street furniture range that reflects modern design through the use of timeless materials and finishes.

The Geo range combines the highest quality 316 grade stainless steel with a bead blasted finish, and seating products made with hardwood for excellent weather resilience and heavy usage durability.

Geo is also available in protective options; either RhinoGuard® or applying the 15/30 core to the seating elements.

Available root fixed.

MATERIALS

Timber




FSC®-certified hardwoods

Metal



Stainless steel

15/30 MAKE IT PROTECTIVE

 To learn more about our protective Geo offering go to [pages 38-41](#)



Seat



Bench



Balustrade



Hoop cycle stand



Litter bin



Bollard



Marker bollard



Illuminated bollard



	Seat	Bench	Balustrade	Hoop cycle stand	Litter bin	Bollard	Marker bollard	Illuminated bollard
Weight (kg)	80	70	Variable	8	46	12	13	13
Height above ground (mm)	790	440	1106	850	1299	1100		
Seat height (mm)	440		N/A					
L x W (mm)	1800 x 525	1800 x 675	1000-2000 x 76	550 x 850	500 x 500	140	140	140

Loci

The flexible design of Loci has a distinctive lightness. Uniquely asymmetric, with an eye-catching ribbon of colours, the collection offers enormous potential for creativity.

The ability to customise with vibrant colours makes Loci perfectly suited to schools, parks and university schemes.

MATERIALS

Timber



Hardwoods

Metal




Mild steel



Powder coated
in any RAL colour



MADE IN
BRITAIN



Bench



Stool

Litter bin
75L capacity

Bollard



Cycle Stand



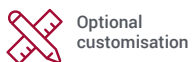
Seat



Single seat



Table



Optional
customisation

Arm rest options

All benches and seats are available with and without arm rests.

Timber infills

Bollard and cycle stand are available with a timber infill.

	Bench	Table	Seat	Single seat	Stool	Bollard	Bin	Cycle stand
Weight (kg)	40	90	28	27	22	80	80	18.2
Height above ground (mm)	460	760	800		590	1100		800
Seat height (mm)	460	N/A	460		N/A			
L x W (mm)	1600 x 380	1600 x 745	1600 x 455	600 x 455	600 x 380	140 x 80	525 x 420	500 x 50

M3

Manufactured from 316 grade stainless steel the stylish and versatile M3 collection will require little future maintenance to retain their original, good looks.

The sleek stainless steel design style runs throughout the range offering a contemporary solution for almost any landscape.

Each slat is wrapped around the top and lower supporting tubes and welded at three points of contact. This ensures rigidity and strength in the structure.

Available root fixed or surfaced mounted.


MATERIALS

Metal



Stainless steel



 To learn more about our protective M3 offering go to [page 40](#)



Seat



Curved seat



End options

Available in inward facing and outward facing at 90 degree ends.



Serpentine bench



Bench



Arm rest options

All seats and benches are available with and without armrests.



Curved bench



Back to back



Litter bin
110L capacity



Table



Bollard
flat top



Bollard
mitre top



	Seat	Curved seat	Bench	Curved bench	Back to back	Table	Litter bin	Serpentine bench	Bollard flat top	Bollard mitre top
Weight (kg)	67	78	52	64	67	90	50	Variable	15-30	15-27
Height above ground (mm)	820		450		820	750	859	450	900	900
Seat height (mm)	450					N/A				
L x W / Dia. (mm)	1800 x 533	2228 x 535	1800 x 525	2228 x 525	1800 x 1066	1800 x 700	630	3625 x 525	114	114 / 168

Festival

The Festival range combines comfort and functionality to deliver high quality street furniture options for almost any type of scheme.

Manufactured in high quality galvanised and powder coated steel, the Festival range can cope with the rigours of any urban environment ensuring longevity and durability.

MATERIALS

Metal



Mild steel



Powder coated in any RAL colour



MAKE IT PROTECTIVE



To learn more about our protective Festival offering go to [page 40](#)



PROTECTIVE & NON PROTECTIVE



Seat



Curved seat



Serpentine bench



End options

Available in inward facing and outward facing at 90 degree ends.



Bench



Arm rest options

All seats and benches are available with and without armrests.



Curved bench



Table



Back to back



Litter bin
110L capacity



	Seat	Curved seat	Bench	Curved bench	Back to back	Table	Litter bin	Serpentine bench
Weight (kg)	67	78	52	64	67	90	45	Variable
Height above ground (mm)	820		450		820	750	650	450
Seat height (mm)	450						N/A	
L x W (mm)	1800 x 533	2228 x 535	1800 x 525	2228 x 525	1800 x 1066	1800 x 700	435 x 435	3625 x 525

Metrolinia

Manufactured in precast concrete, Metrolinia is a series of building blocks allowing developers to create spaces where people can feel safe and social at the same time.

The range allows designers to overcome a number of landscape challenges with a range of transition modules and corners to be able to navigate spaces with ease.

Joining brackets and lifting loops are sold separately.

MATERIALS

Timber



Hardwoods

Concrete



Light grey



Mid grey



Charcoal



Mid grey conservation



Charcoal conservation

Natural stone



Scoutmoor



Thornlake



Brackendale



Proteus



Callisto



Radius corner block



Seat



Radius end block



Planter



Intermediate block 600



Intermediate block 1200



Bench



Square end block



Unit options

All units are available as intermediate, end or stand alone units.

	Radius end	Square end	Seat		Bench		Planter	Radius corner	Intermediate	
			600	1200	600	1200			600	1200
Weight (kg)	370	382	450	900	440	880	234	904	382	760
Height above ground (mm)	456									
Seat height (mm)	456									
L x W (mm)	600 x 600		1200 x 600		600 x 600		1200 x 600		1200 x 600	

Metrolinia

Use the Metrolinia modules to create your vision.





Natural stone Metrolinia

Tenplo

Tenplo is manufactured from precast concrete and is brutalist-inspired.

It combines linear style with angled geometry to offer understated, sophisticated character.

The modular nature of the range makes it extremely versatile while its unique detailing offers a desirable aesthetic.

MATERIALS

Timber



FSC®-certified hardwoods

Metal



Stainless steel



Powder coated in any RAL colour

Concrete



Light grey



Mid grey



Charcoal



Mid grey conservation



Charcoal conservation



Hollow bench



Hollow left-hand blok



Hollow right-hand blok



Square blok



Hollow chair



Cycle blok



Transition blok



Litter bin
90L capacity



Planter blok



	Hollow bench	Hollow chair	Hollow left-hand blok	Hollow right-hand blok	Square blok	Transition blok	Cycle blok	Planter blok	Litter bin
Weight (kg)	280	198	258		380	776	340	258	280
Height above ground (mm)	440	630	440						805
Seat height (mm)	440							N/A	
L x W (mm)	1200 x 600	700 x 600	1000 x 600	1500 x 600	2000 x 600	1193 x 500	600 x 600	1200 x 600	500 x 500

Citi Elements®

Citi Elements® provides customisation at affordable prices in various materials and finishes.

The multi-material design means there is a configured solution to suit almost any landscape.

The range is built with eco-friendly materials, including wood plastic composite and FSC®-certified hardwood timber.

MATERIALS

Timber



FSC®-certified hardwoods

Metal



Mild steel



Stainless steel



Powder coated in any RAL colour

Wood plastic composite



Dark brown



Black



Slate grey



Pebble grey



Light brown



Seat



Seat (end arms)



Seat (all arms)



Bench (end arms)



Table



Bench



Bench (all arms)



	Bench	Bench (end arms)	Bench (all arms)	Seat	Seat (end arms)	Seat (all arms)	Table
Weight (kg)	50	55	60	70	75	80	75
Height above ground (mm)	475			814			750
Seat height (mm)	475						N/A
L x W (mm)	1820 x 416	1920 x 416		1820 x 524	1920 x 524		1820 x 630

Coda

Manufactured from concrete, the Coda range offers a modern exposed aggregate appearance while being extremely durable.

MATERIALS

Timber



Hardwoods

Metal



Mild steel

All mild steel parts are powder coated in RAL 9007 (grey aluminium) matt.

Concrete



Light grey



Mid grey



Charcoal



Mid grey conservation



Charcoal conservation



Seat



Bench



Table



	Seat	Bench	Table
Weight (kg)	260	250	400
Height above ground (mm)	880	470	700
Seat height (mm)	470		N/A
L x W (mm)	1920 x 496		1920 x 596

Igneo

This coordinated concrete modular system offers contemporary styling combined with functionality and maximum robustness.

Ferrocast® armrests have a long life span and require virtually no maintenance.

SEAT MATERIALS

Concrete



Light grey Mid grey Charcoal Mid Grey conservation Charcoal conservation


ARMREST MATERIALS


Metal




Ferrocast® Painted in any RAL colour

 **MAKE IT PROTECTIVE**

 To learn more about our protective Igneo offering go to [page 17](#)



 Made from precast concrete for a robust form.

	Seat	LH seat module	Intermediate seat module	RH seat module	Armrest module	Chair	Stool
Weight (kg)	Variable	1021	1200	1021	45	1100	240
Height above ground (mm)		878				861	500
Seat height (mm)		479			N/A	488	500
L x W (mm)	1200 x 600	1037 x 1115			60 x 1115	600 x 600	1200 x 600

Waterside

Manufactured from Ferrocast®, the Waterside collection is extremely durable and won't rust or corrode. It's clean, simple lines complement any landscape.

MATERIALS

Timber



Hardwoods


Ferrocast®



Painted in any RAL colour

COMPLEMENT IT

A post and rail system is also available to complement the Waterside street furniture range.

 To learn more go to **page 116**

RAIL UNIT OPTIONS FOR POST AND RAIL



3 rail unit



5 rail unit



6 rail unit

Seat



Cycle stand



Bollard



	Seat	Bollard	Cycle stand
Weight (kg)	130	25	18
Height above ground (mm)	871	1000	850
Seat height (mm)	488	N/A	
L x W (mm)	2110 x 893	175 x 175	460 x 175



Essentials

Essentials is a range of functional street furniture at great value prices offered in a choice of finishes. Available in 304 stainless steel, powder coated steel or timber slats.

The design and material is the perfect choice for the demands of retail and business parks, car parks and walkways. Introducing seating spaces within these public areas provides comfort and accessibility.

Surface mounted seating for easy installation.

MATERIALS

Timber



FSC®-certified hardwoods

Metal



Mild steel



Stainless steel



Powder coated in any RAL colour

A choice of finishes are available including 304 grade stainless steel.



Surface mounted cycle stand



Root fixed cycle stand



Root fixed cycle stand with tapping bar



	Surface mounted cycle stand	Root fixed cycle stand	Root fixed cycle stand with tapping bar	Seat	Bench
Weight (kg)	7	8	10	41	26
Height above ground (mm)		750		800	452
Seat height (mm)		N/A		452	
L x W (mm)		798 x 100		1800 x 500	

Litter bins

Whatever the size and scale of your project, Marshalls can help with your waste management solutions.

We can consult with you to provide outdoor litter bins in traditional or contemporary designs to suit any backdrop or location. You will find our street bins in a broad range of materials, styles and colours. Whether plastic, stainless steel or concrete, you're bound to find a street litter bin to complement your space.

Choose the Albion litter bin for function and versatility or opt for the Sineu Graff Contemporary with its sleek looks, ideal for modern spaces.

For extra infrastructure safety, our RhinoGuard® Geo Protective Litter Bin has a PAS 68 core which guarantees a high standard of perimeter protection.





Heritage round

H x D (mm)	1071 x 570
Capacity (L)	100

MATERIALS

Plastic



MDPE plastic

Finishes - a range of colour options are available.

FEATURES

Gold bands as standard, stubber plate and plastic liner available as extra.



Heritage square

H x D x W (mm)	1220 x 615 x 615
Capacity (L)	100

MATERIALS

Plastic



MDPE plastic

Finishes - a range of colour options are available.

FEATURES

Gold bands as standard, stubber plate and plastic liner available as extra.



Classic square

H x W x L (mm)	710 x 395 x 395
Capacity (L)	42
Weight (kg)	42

MATERIALS

Timber



Hardwoods

Metal



Steel

FEATURES

Gold bands as standard, stubber plate and plastic liner available as extra.



Litter bins



Albion

H x W (mm)	1090 x 555
Capacity (L)	120
Weight (kg)	54

Contemporary

H x D (mm)	780 x 500
Capacity (L)	76
Weight (kg)	30

M3

H x Dia. (mm)	1076 x 630
Capacity (L)	110
Weight (kg)	50

Festival

H x W x Dia. (mm)	650 x 435
Capacity (L)	110
Weight (kg)	45

MATERIALS

Metal



Mild steel



Powder coated in any RAL colour

Customisation options available.

MATERIALS

Metal



Mild steel

MATERIALS

Metal



Stainless steel

MATERIALS

Metal



Mild steel



Powder coated in any RAL colour





Loci

H x L x W (mm)	1104 x 525 x 420
Capacity (L)	75

MATERIALS

Metal

Mild steel



Powder coated in any RAL colour



Natural Elements

H x L x W (mm)	1040 x 600 x 480
Capacity (L)	90

MATERIALS

Timber

FSC®-certified hardwoods

Metal

Mild steel



Powder coated in any RAL colour



Geo

H x L x Dia. (mm)	1299 x 500 x 500
Capacity (L)	70

MATERIALS

Metal

Stainless steel



Planters

Planters add a touch of nature to any scheme with designs and styles to suit both contemporary and traditional spaces.

Introducing plants to an outdoor space is a great way to bring a scheme to life and contributes to developing sustainable environments.



Also available in square

Boulevard circular

Height (mm)	Various
Dia. (mm)	1200
Capacity (L)	500
Options	Maximum height: 2 rings with 1 base
Weight (kg)	Ring unit: 127 / Base unit: 263

MATERIALS

Concrete



Light grey Mid grey Charcoal Mid grey conservation Charcoal conservation



Boulevard rectangle

Height (mm)	Various
L x W (mm)	1400 x 700
Capacity (L)	267
Options	Maximum height: 2 tiers with 1 base
Weight (kg)	Ring unit: 145 / Base unit: 293

MATERIALS

Concrete



Light grey Mid grey Charcoal Mid grey conservation Charcoal conservation





Strada circular

Height (mm)	500
Diameter (mm)	710
Capacity (L)	128
Weight (kg)	184

MATERIALS

Concrete

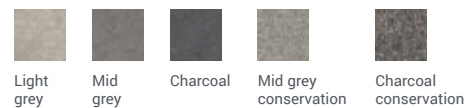


Strada square

Height (mm)	500
W x L (mm)	500 x 500
Capacity (L)	55
Weight (kg)	109

MATERIALS

Concrete




Catherine

Height (mm)	128
W x L (mm)	131 x 122
Capacity (L)	1240
Weight (kg)	565

MATERIALS

Concrete



Planters



Roots

Height (mm)	930 / 1030
W x L (mm)	640 x 640 / 640 x 1280 / 920 x 920 1100 x 1100 / 1400 x 1400
Capacity (L)	80 / 200 / 350 / 490 / 1080
Weight (kg)	54 / 70 / 104 / 114 / 166

MATERIALS

Timber



Hardwoods

Metal



Mild steel

Rendezvous

Height (mm)	450
W x L (mm)	2000 x 500
Capacity (L)	220
Weight (kg)	534

MATERIALS

Timber



Hardwoods

Metal



Mild steel

Classica

Height (mm)	650	650
Dia. (mm)	1220	1620
Capacity (L)	300	600
Weight (kg)	910	1468

MATERIALS

Precious stone effect



White carrara



Cream botticino



Yellow mori



Red verona



Multi veneziano



Green alps



Black ebony



White granite



Grey granite





Rendezvous planter

Planters




Niu/Niu Oval

Height (mm)	400 / 380
Dia. (mm)	2370 / 4260 x 2350
Capacity (L)	315 / 1214
Weight (kg)	2040 / 1700

MATERIALS

Concrete




Test-e

Height (mm)	420	530
W x L (mm)	320 x 1200	400 x 2000
Capacity (L)	35	113
Weight (kg)	174	370

MATERIALS

Concrete




Box

Height (mm)	450
W x L (mm)	2000 x 500
Capacity (L)	220
Weight (kg)	534

MATERIALS

Concrete




Acquario

Height (mm)	600
W x L (mm)	700 x 1980
Capacity (L)	150
Weight (kg)	660

MATERIALS

Precious stone effect





Minimalist style choice

Left: Acquario planter.
Above: Classica 1620 planter.

Perennial planter system

Unlimited design possibilities tailored to your individual requirements.





Perennial planter system

Planters

Perennial planter system

Designed and manufactured in the UK, our modular Perennial planter system provides an excellent way to introduce planting with combined seating into outdoor spaces.

Using a series of connecting panels that can be of varying heights, the customisable planter solution allows for unlimited design capabilities which can be tailored to complement your scheme's individual requirements.

MATERIALS

Timber



FSC®-certified hardwoods

Metal



Mild steel




Powder coated in any RAL colour



MAKE IT PROTECTIVE

Can be customised to incorporate any of our protective **RhinoGuard®** bollards.

 To learn more about our protective offering go to [page 24](#)

Optional customisation

The Perennial planter system provides flexibility in dimension, colour and material.

Standard options

- Straight 1m panels
- Four heights: 250mm, 500mm, 750mm and 1000mm
- Three corners: 45°, 90°, 135°
- Height transition panels
- Cantilever Distrikt® seating

Customisation options

- Length, height, angle, material and finishes





Tree grilles and guards

Ferrocast®

Incorporating trees into your scheme can add a welcome touch of greenery to any urban space. To protect the growth of young trees and safeguard existing ones, we offer a range of tree protection products in ferrocast and stainless steel.

Tree guards offer protection from damage in busy environments and tree grilles provide a practical solution for both established and newly planted trees.

MATERIALS

Ferrocast®




Painted in any RAL colour

Metal




Stainless steel




58P series

L x W (mm)	1000 / 1200
Aperture dia. (mm)	400




59P series

L x W (mm)	1000 / 1200
Aperture dia. (mm)	400




61P series

L x W (mm)	1000 / 1200
Aperture dia. (mm)	400



65P series

L x W (mm)	1000 / 1200
Aperture dia. (mm)	400



66P series

L x W (mm)	1000 / 1200
Aperture dia. (mm)	400




400

L x W (mm)	1800 x 400
Aperture dia. (mm)	400

Tree grilles and guards

Steel



Roots square

Dia. (mm)	1200
Aperture dia. (mm)	600

MATERIALS


Metal



Mild steel



Powder coated in any RAL colour



Pebbles round

Dia. (mm)	1800
Aperture dia. (mm)	600

MATERIALS

Metal



Mild steel



Powder coated in any RAL colour



M3 tree grille and guard


Grille	H x W (mm) 1200 x 1200	Aperture dia. (mm) 494
Guard	H (mm) 1800	Dia. (mm) 485

MATERIALS

Metal



Stainless steel



Roots square tree grille

Bollards

Ferrocast®

Use fixed Ferrocast® bollards to specify perimeters and delineate pedestrian walkways – available in different heights, diameters and designs.

These bollards are made from high-quality polyurethane, which is cast around an internal steel core for increased strength. The non-ferrous exterior protects the bollard against rust and corrosion, which means less maintenance than for cast iron styles.

MATERIALS

Ferrocast®



Painted in any RAL colour

FIXING METHODS

All Ferrocast® bollards are available as root fixed with many also available as removable or surface mounted.

SIGNAGE

Gold highlights and ballotini rings available on selected bollards, on request.



Barnstaple

Height (mm)	983
Dia. (mm)	130



Borough

Height (mm)	1134
Dia. (mm)	200



Bristol

Dia. (mm)	895
Aperture dia. (mm)	160



Bury

Height (mm)	815
Dia. (mm)	188



City

Height (mm)	950
Dia. (mm)	145



Cambridge

Height (mm)	1203
Dia. (mm)	117





Camden

Height (mm)	1075
Dia. (mm)	246



Capital

Height (mm)	1050
Dia. (mm)	240



Cheltenham

Height (mm)	1130
Dia. (mm)	165



City of London

Height (mm)	1307
Dia. (mm)	240



Clapham Junction

Height (mm)	1000
Dia. (mm)	125



Contemporary

Height (mm)	1143
Dia. (mm)	250



Cornwall

Height (mm)	1095
Dia. (mm)	124



Deansgate

Height (mm)	1140
Dia. (mm)	115

Bollards

Ferrocast®



Pipencil



Newcastle

Height (mm)	1000
Dia. (mm)	168



Red Route

Height (mm)	950
Dia. (mm)	156



Redbridge

Height (mm)	915
Dia. (mm)	197



Sunderland low

Height (mm)	780
Dia. (mm)	136



Waterside

Height (mm)	1000
Dia. (mm)	175



Waterloo

Height (mm)	1000
Dia. (mm)	178



Seaham

Height (mm)	850
Dia. (mm)	150



Slough

Height (mm)	900
Dia. (mm)	150



Stockport

Height (mm)	1215
Dia. (mm)	190



Sunderland

Height (mm)	896
Dia. (mm)	157



Wolverhampton

Height (mm)	1000
Dia. (mm)	114



Giant pencil

Height (mm)	3000
Dia. (mm)	300



Pipencil

Height (mm)	1000
Dia. (mm)	76



Belinda/Billy

Height (mm)	1000
Dia. (mm)	210 / 220

Bollards

Ferrocast®



Delaval

Height (mm)	800
Dia. (mm)	150



Dixon

Height (mm)	1000
Dia. (mm)	115



East Sussex

Height (mm)	915
Dia. (mm)	168



Morpeth

Height (mm)	917
Dia. (mm)	175



Maidenhead

Height (mm)	918
Dia. (mm)	165



Manchester

Height (mm)	1000
Dia. (mm)	225



Eastbourne

Height (mm)	1178
Dia. (mm)	218



Gateshead

Height (mm)	845
Dia. (mm)	172



Hackney

Height (mm)	970
Dia. (mm)	155



Hendon

Height (mm)	900
Dia. (mm)	147



Cornwall

Height (mm)	1098
Dia. (mm)	104



Manchester millennium

Height (mm)	900
Dia. (mm)	248



Middleton

Height (mm)	1000
Dia. (mm)	171



Hexham

Height (mm)	900
Dia. (mm)	110

Rhino bollards

Helping separate individual areas and guide movement.



Rhino bollards

Bollards

Rhino

Our static bollards are available in stainless steel or mild steel options.

Our stainless steel options are grade 316 which makes them exceptionally durable and require little maintenance. Our mild steel options provide strong simple, cost effective solutions.

MATERIALS

Metal



Stainless steel



Mild steel



Powder coated in any RAL colour

BRUSHED SATIN BEZEL

For use in applications where bollards are installed into existing paving, ensuring any gaps around the bollard base are hidden from view.

FIXING METHODS

Root fixed, surface mounted and removable.

REFLECTIVE OPTIONS

Reflective banding available in amber, red, white or half red/half white.



RS001

Height (mm)	1000
Dia. (mm)	114



RS002

Height (mm)	1000
Dia. (mm)	114



Leeds flat topped

Height (mm)	1000
Dia. (mm)	114 / 140



RS004

Height (mm)	1000
Dia. (mm)	114



RS150

Height (mm)	1000
Dia. (mm)	114

Flat



Semi dome



Mitre



SS (304) RF flat/semi dome/mitre top

Height (mm)	1200
Dia. (mm)	114





RB111

Height (mm)	1000
Dia. (mm)	114 / 168



RB123

Height (mm)	1000
Dia. (mm)	114 / 168



RB101

Height (mm)	1000
Dia. (mm)	114 / 168



RB109

Height (mm)	1000
Dia. (mm)	114 / 168



M3 flat

Height (mm)	900
Dia. (mm)	114



M3 mitre

Height (mm)	900
Dia. (mm)	114



RB150

Height (mm)	1000
Dia. (mm)	114 / 168



Service yard

Not available in removable

Height (mm)	1500 / 1800 / 2100
Dia. (mm)	168 / 194


Bollards

Concrete and timber

Concrete

Our concrete bollard range contains numerous designs and finishes, from utilitarian through to contemporary.

Product is root fixed.



Richmond

Height (mm)	476
Dia. (mm)	305



Wexham

Height (mm)	760
Dia. (mm)	230

Unfinished basic option available

Timber

Bring natural materials into an urban environment with the use of our timber bollards.

Product is root fixed.



REFLECTIVE BANDING OPTIONS

Concrete bollards - available with beadalite reflective coating.

Timber bollards - reflective banding available.



Wexham major

Height (mm)	750
Dia. (mm)	330



Woodhouse

Height (mm)	750
Dia. (mm)	330



Wilmslow

Height (mm)	455
Dia. (mm)	150





Cube

Height (mm)	600
L x W (mm)	600 x 600



Spherical 500

Height (mm)	500
Dia. (mm)	500



Spherical 700

Lifting loops sold separately

Height (mm)	700
Dia. (mm)	700



Rounded top

Height (mm)	1000 / 1500
Dia. (mm)	125 / 150



Pyramid top

Height (mm)	1000 / 1500
Dia. (mm)	125 / 150



Spherical 700

Bollards

Telescopic

A fully retractable option, our range of telescopic security bollards simply slide into their host tube below ground when not in use.

The range includes bollards independently tested and approved by Sold Secure.

Lift Assist options are available.

MATERIALS

Metal



Mild steel



Stainless steel



Powder coated in any RAL colour

Ferrocast®



Painted in any RAL colour



RD 4 SS

Height (mm)	500
Dia. (mm)	76



SS R14

Height (mm)	670 / 850
Dia. (mm)	114



RT R14 / RT R14 HD

Height (mm)	670 / 850
Dia. (mm)	114



RT SS 5

Height (mm)	710
Dia. (mm)	101

REFLECTIVE BANDING OPTIONS

Selected telescopic bollards are available with or without single or double recessed reflective banding in amber, red or white or half red/half white.



RT R8 HD

Height (mm)	670
Dia. (mm)	90



RT SQ8 HD

Height (mm)	670
Dia. (mm)	90



RT SU5

Height (mm)	730
Dia. (mm)	135



RT RD4

Height (mm)	500
Dia. (mm)	76



Bollards

Fold down/lift out

A great value choice, these simple and quick to use bollards are available in a choice of styles for demarcation or deterring unwanted parking.

MATERIALS

Metal



Mild steel



Galvanised steel



MS GPC square fold down

Height (mm)	750
Dia. (mm)	50 / 80



MS GPC lift out

Height (mm)	970	1100
Dia. (mm)	80	100



Round fold down

Height (mm)	600
Dia. (mm)	60

Available in galvanised steel or powder coated (Black RAL 9005 or Yellow RAL 1023)



RT 80

Height (mm)	960
W x Dia. (mm)	80 x 80

Bollards

Illuminated

Illuminated bollards help add elements of light into public space, creating comfort and safety where required.

Each of these bollards incorporates energy efficient technology.

MATERIALS

Metal



Mild steel



Stainless steel



Geo LED

Height (mm)	1100
Dia. (mm)	140



Geo LED marker

Height (mm)	1100
Dia. (mm)	140



Boston LED flat top SS

Height (mm)	1100
Dia. (mm)	200



Boston LED domed/flat top

Height (mm)	1100
Dia. (mm)	200

Boston is available in mild steel - flat or domed top and stainless steel in flat top.






Boston LED domed top bollard

Street barriers

For effective demarcation of walkways and car parking security, Marshalls' range of steel hoop barriers provides sturdy protection in a number of clean and versatile designs.

Hooped street barriers help to control vehicle access, and are commonly used to act as perimeters around designated car parking areas. The size and shape of hoop barriers also allow for the secured fixing of bicycles and scooters to help prevent theft or damage.



Shown here root fixed in galvanised mild steel with a red powder coated finish.



Removable option shown here in galvanised mild steel with a yellow powder coated finish.

RB60 hoop barrier

Height (mm)	500
Length (mm)	1400
Dia. (mm)	60
Fixing methods	Root fixed, surface mounted or removable

MATERIALS

Metal



Mild steel



Galvanised steel



Powder coated in any RAL colour

RB76 hoop barrier

Height (mm)	650
Length (mm)	1400
Dia. (mm)	76
Fixing methods	Root fixed, surface mounted or removable

MATERIALS

Metal



Mild steel



Galvanised steel



Powder coated in any RAL colour



Door hoop barrier

Height (mm)	1025 / 1000
Length (mm)	600
Dia. (mm)	48
Fixing methods	Root fixed, surface or sub-surface mounted

MATERIALS

Metal



Mild steel



Stainless steel



Available in a galvanised finish



Light protector

Height (mm)	700
Dia. (mm)	1000
Fixing methods	Root fixed

MATERIALS

Metal



Mild steel



Stainless steel



Available in a galvanised finish



RB60 hoop barrier

Post and Rail

Strength without fail

Reasons to trust our Post and Rail products



A wide choice of products

We offer a comprehensive collection of creative solutions.



Engineered design

A specialist team on-hand to work with you to achieve your vision.



Made in Britain

All of Marshalls' own brand street furniture is Made in Britain.



Unique material

Includes our durable and corrosion-resistant Ferrocast® solutions.

Our Post and Rail range focuses on barriers that protect property and people. Whether you need to add safety measures at the roadside or warn of dangerous edges in a seafront scheme, a robust Post and Rail system offers a reliable and long-lasting protective measure.

With a variety of contemporary and traditional designs, our Post and Rail systems have been developed to protect perimeters without detracting from the view.

Our designs come in a choice of carefully selected materials including Ferrocast®, stainless steel and mild steel.


Our solutions are available in modular configurations that can be perfectly tailored to your project.

Designed to safely separate people from edges and roads.

For more inspiration visit:



[marshalls.co.uk/commercial/
landscape-protection](https://marshalls.co.uk/commercial/landscape-protection)



Post and Rail Systems

Our post and rail systems sustain specified design loadings while blending with the surrounding environment.

Achieving your vision

Our specialists can bring your visions to reality, managing the process from conception through to installation.

With our expert team at every stage, including dedicated project managers, experienced production operators with state-of-the-art technology and accredited and qualified installers, you can be confident you are in good hands.

Here are just some of the ways we can ensure the end result for your post and rail brief meets and even exceeds your requirements.



1

Tender process

Our specialist teams can support you through the tender process. This includes everything from a detailed assessment of the brief and requirements of the space to an outline programme and recommendation package.

2

Site survey

Site surveys can incorporate both GPS and robotic total stations to gather robust data as well as allowing our in-house team to assess the environment for the installation of products at later stages.

3

Design development

We transform your ideas into deliverable solutions. Drawings are produced in accordance with British Standards and ROSPA regulations along with supporting material such as samples, 3D models, visuals and renders.



4

Production

We tailor our manufacturing programme to the needs of the project, ensuring smooth delivery and installation, ultimately saving you time and money.



5

Project management & installation

We offer a fully-managed cradle to grave installation service overseen by an accredited project manager and conducted by approved Marshalls' installers. This ensures the highest standards every time and complete peace of mind from start to finish.

6

Project completion

Our support doesn't end after installation. We provide support and guidance on maintenance and effective operation over the lifetime of any product.

Ferrocast® systems

Ferrocast® post and rail systems are a decorative means of restricting access to potentially hazardous areas. They are ideally suited to waterfronts, bridges and near steep inclines as the material will not rust or corrode.

MATERIALS

Ferrocast®



Painted in any RAL colour



Berwick

Height (mm)	1269 - 1277
Post dia. (mm)	55
Rail dia. (mm)	50
Rails/section	2 or 3
Weight (kg)	15
Fixing methods	Root fixed or surface mounted



Harbour

Height (mm)	1139 - 1407
Post dia. (mm)	75
Rail dia. (mm)	50
Rails/section	2, 3 or 4
Weight (kg)	18
Fixing methods	Root fixed or surface mounted



Morpeth

Height (mm)	700 - 900
Post dia. (mm)	110
Rail dia. (mm)	50
Rails/section	1 or 2
Weight (kg)	15
Fixing methods	Root fixed or surface mounted




Waterside

Height (mm)	1245
Post dia. (mm)	N/A
Rail dia. (mm)	50
Rails/section	3, 4, 5 or 6
Weight (kg)	23
Fixing methods	Surface mounted



Continuum

Height (mm)	1000
Post dia. (mm)	80
Rail dia. (mm)	50
Rails/section	1 or 2
Weight (kg)	9 - 12
Fixing methods	Root fixed or surface mounted



Waterfront balustrade

Height (mm)	600 - 1000
Post dia. (mm)	N/A
Rail dia. (mm)	50
Rails/section	2, plus 3, 6 or 8 wires
Weight (kg)	16 - 23
Fixing methods	Surface mounted



Jersey

Height (mm)	1045
Post dia. (mm)	80
Rail dia. (mm)	50
Rails/section	2
Weight (kg)	14
Fixing methods	Surface mounted



Waterfront balustrade

Steel systems

Whether you need to add safety measures at the roadside or warn of dangerous edges, we also offer a robust pedestrian rail system in stainless steel which provides a reliable and long-lasting protective measure.



M3

Height (mm)	1200
Post dia. (mm)	N/A
Rail dia. (mm)	48.3
Rails/section	3 or 5
Weight (kg)	17
Fixing methods	Surface mounted

MATERIALS

Metal



Stainless steel

Finishes



Shot peened



Festival

Height (mm)	1200
Post dia. (mm)	N/A
Rail dia. (mm)	48.3
Rails/section	3 or 5
Weight (kg)	17
Fixing methods	Surface mounted

MATERIALS

Metal



Mild steel



Galvanised steel



Powder coated in any RAL colour



Waterside balustrade



M3

Height (mm)	1190
Post dia. (mm)	N/A
Rail dia. (mm)	48.3
Rails/section	2 rails, 6 wires
Weight (kg)	17
Fixing methods	Surface mounted

MATERIALS

POSTS & RAILS

Metal



Stainless steel

Finishes



Shot peened




Satin polished

TENSION WIRES & FITTINGS

Metal



Stainless steel



Festival

Height (mm)	1190
Post dia. (mm)	N/A
Rail dia. (mm)	48.3
Rails/section	2 rails, 6 wires
Weight (kg)	17
Fixing methods	Surface mounted

MATERIALS

POSTS & RAILS

Metal



Mild steel

Finishes



Powder coated in any RAL colour

TENSION WIRES & FITTINGS

Metal



Stainless steel

DecorGuard

DecorGuard is a decorative pedestrian guard rail system. The range clearly marks those areas to be used only by traffic, with a physical barrier preventing entry to the traffic zone. By directing pedestrian flow, DecorGuard can be used to encourage the use of 'safe' road crossing zones.

MATERIALS

Metal



Mild steel

Finishes



Galvanised steel



Powder coated in any RAL colour

FINIAL POST OPTIONS



Chancellor



Court



Regent



Type 1



Type 2



Type 3






Type 4



Type 5



RAIL ARRANGEMENTS

- HV2  Straight roads, moderate to high speeds
- HV4  Straight roads, low to moderate speeds; curves
- HV8  Curves <15m radius, e.g. bellmouths

hi vis = High Visibility | PGR = Pedestrian Guardrail

	Type 1 (hi vis)	Type 2 (reduced hi vis with top rail)	Type 3 (PGR3)	Type 4 (Reduced PGR3 with top rail)	Type 5 (PGR2)
Height - top of panel (mm)	1000	800	1000	864	1020
Height - top of rail (mm)	N/A	1000	N/A	1000	N/A
Post dia. (mm)	88.9 / 114.3				
Panel options	HV2 / HV4 / HV8		PGR3		PGR2
Panel width (mm)	1000 / 1500 / 2000				
Fixing methods	Root fixed or surface mounted				

Geo

An extension of our Geo street furniture range, the handrail and balustrades are customisable dependent on specific project needs.

Manufactured from 316 stainless steel, providing a resilient solution regardless of usage or weather conditions.

MATERIALS

Metal



Stainless steel

COMPLEMENT IT

Geo post and rail is also available as a comprehensive street furniture range.



For our protective Geo options go to **page 38**



For our Geo street furniture range go to **page 56**



Optional customisation

Versatile for a wide range of applications whether it's straight runs, long runs, ramps, curves, corners or steps.





	Vertical balustrade	Vertical balustrade with handrail	Post with arena handrail	Post with single handrail	Post with twin handrail
Height - top of panel (mm)	1105		1000		1000
Height - top of rail (mm)	1000		1000		1000
Post dia. (mm)	76.1		48.3		76.1
Rail dia. (mm)			48.3		
Panel width (mm)			1000 / 1500 / 2000		
Fixing methods			Root fixed or surface mounted		

Reasons to choose our Active Travel products

From segregation solutions, traffic bollards and traffic calming systems to cycle stands and storage, Marshalls Landscape Protection can help to transform towns and cities into safe environments for people to travel safely and enjoy.

Many cycling-related developments, such as cycle lane segregation, junction modifications and road quality improvements bring benefits to the longevity of a scheme. They also create conditions which can promote a reduction in road casualties and air and noise pollution.

Installing infrastructure and products that support these methods of travel will not only have a positive impact on health and wellbeing, but will also reduce emissions. This can be a transformative step towards a more sustainable future for generations to come.

Helping individuals to travel safely in urban surroundings.

For more inspiration visit:



[marshalls.co.uk/commercial/
landscape-protection](https://marshalls.co.uk/commercial/landscape-protection)



Segregation solutions

Concrete cycle unit

Our concrete cycle segregation unit is designed to be installed in new or existing schemes as a demarcation tool to safely segregate cyclists from traffic.

Its 45 degree profile provides a soft transition between the carriageway and the cycle lane, allowing cyclists of all abilities to use the cycleway without colliding with a steep kerb or catching a pedal.

The outside kerb offers a bullnose profile designed to stop vehicles mounting the unit and potentially endangering the cyclist.

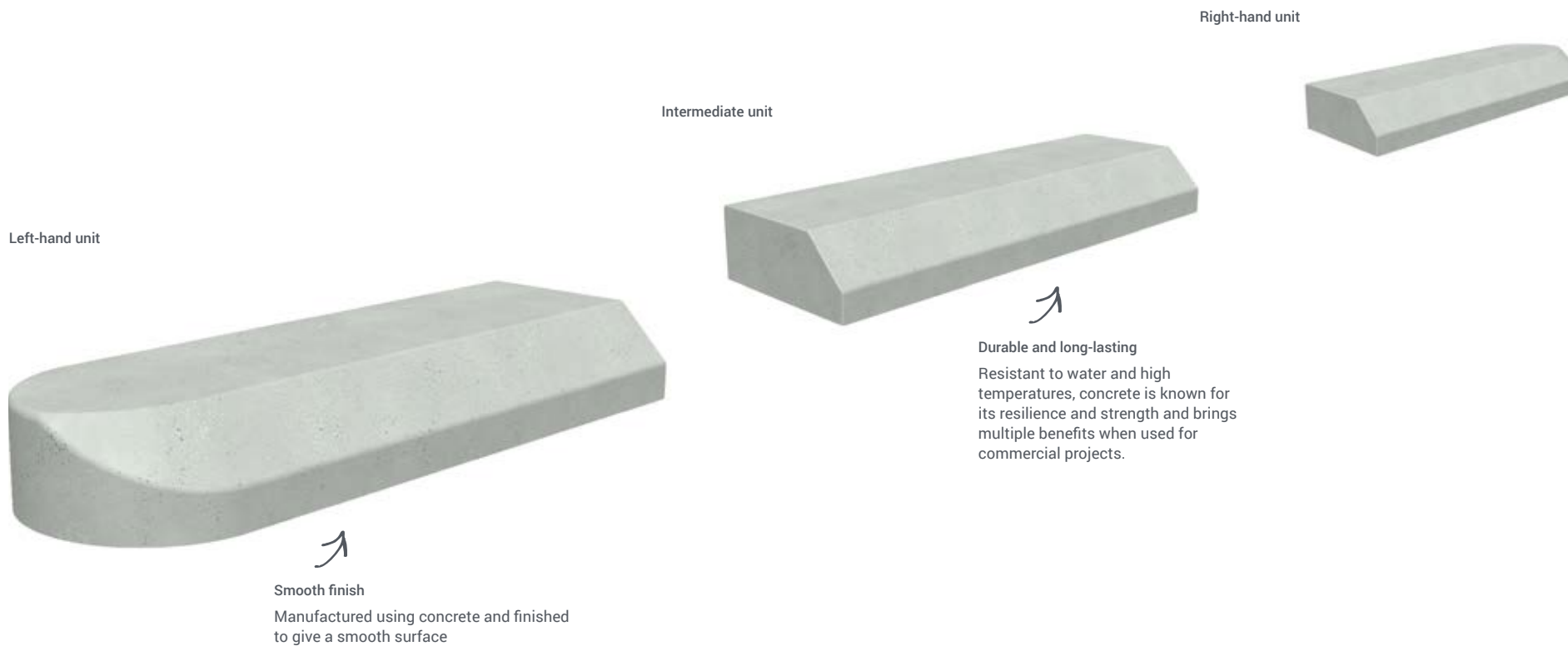
MATERIALS

Concrete



Light grey





	Left-hand unit	Right-hand unit	Intermediate unit
Weight (kg)	171		179
Height above ground (mm)		125	
L x W (mm)		1000 x 300	
Fixing method		Root fixed	

Segregation solutions

ZICLA®

ZICLA® works to make cycling safer and city streets more accessible, cyclable and walkable for everyone. ZICLA® does all this by creating products from the waste these cities generate.

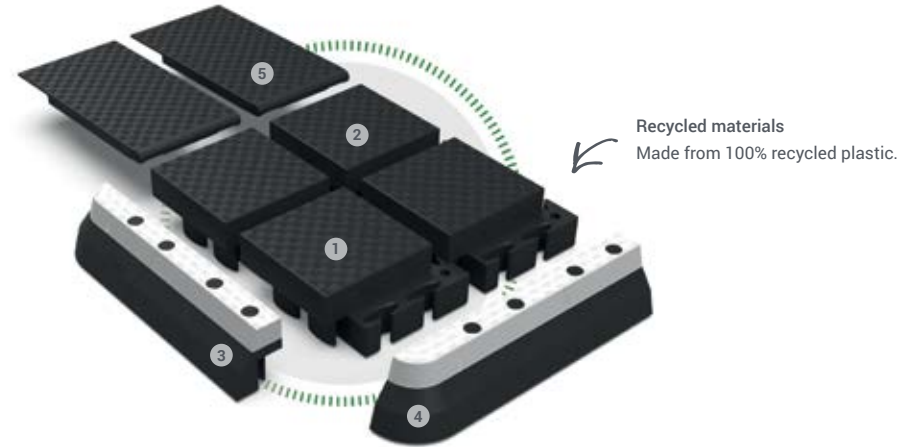
ZICLA®'s Zipper® system modules allow the segregation of cycle lanes, building roundabouts, and street corner projections. The Zebra Family® of cycle lane separators enables the segregation of bike lanes. The Vectorial® system allows widening sidewalks to improve urban accessibility in general and accessibility and safety for the public at bus stops in particular.

All these products are reversible and once they have fulfilled their function, they can be dismantled and reinstalled elsewhere to meet specific needs at any given time.

Vectorial®

Modular system to improve accessibility in the streets.

ZICLA®



MATERIALS

Plastic



Recycled moulded plastic

REFLECTIVE STRIPE COLOURS



White
9010
& 9016



Yellow
1023



Green
6005



Red
3020



Blue
5002



	1 Main module	2 Main module with hinge	3 Front curbs	4 Right and left curbs	5 Ramp to the sidewalk	5 Ramp to the road
Weight (kg)	10.7	11.8	9.93	11.2	18.4	Variable
Height (mm)	180	180	180	180	40	Variable
L x W (mm)	420 x 420	480 x 180	685.8 x 127	839 x 139	506 x 700	Variable



Zebra Family

Cycle lane separator to segregate traffic flow.



Zipper

Modular system to segregate traffic flow.



- 1 Zipper® A | Zero: four anchorage points
- 2 Zipper® B | Zero: three anchorage points



	ZICLA® Zebra® 9 Zero	ZICLA® Zebra® 13 Zero	ZICLA® Zebra® Individual Planter	ZICLA® Zebra® Double Planter	ZICLA® Zipper® A Zero	ZICLA® Zipper® B Zero
Weight (kg)	3.4	6.1	8	16	3.86	2.48
Height above ground (mm)	90	130	400	700	125	
Max. L x W (mm)	775 x 164	820 x 210	1000 x 300		280 x 280	
Fixing method	Surface mounted					

Bollards Contour

The Contour bollard is low maintenance, easy to fit and proves to be a popular choice, particularly on roads where high visibility is key.

Height (mm)	1240
Max. L x W (mm)	350 x 680
Weight (kg)	10
Fixing methods	Surface mounted and fixed with bolts

MATERIALS

Plastic



Recyclable moulded plastic

STANDARDS

Conforming to BSEN 12899
it can be used on any UK road.



Simbol

Designed to resist tearing and reforms with little or no distortion, even after multiple impacts. The flexible design reduces the likelihood of damage or injury and the need of replacement.

Height (mm)	920
Max. L x W (mm)	350 x 350
Weight (kg)	7.5
Fixing methods	Surface mounted and fixed with bolts

MATERIALS

Plastic



Recyclable moulded plastic

STANDARDS

Conforming to BSEN 12899
it can be used on any UK road.



Geo hoop sign

A hoop traffic sign with is the ideal solution for locations which clearly need to inform the public of a specific highway instruction.

Height above ground (mm)	1125
Below ground (mm)	450
Sign face dia. (mm)	450
Fixing methods	Sub-surface mounted and fixed with bolts

MATERIALS

Metal



Stainless steel



Sentry

Developed to help reduce accidents on rural roads by alerting drivers to hidden junctions, the Sentry bollard is easy to handle and install.

Height above ground (mm)	1125	
Length / Dia. (mm)	1500	166
Weight (kg)	7	
Fixing methods	Root fixed into concrete foundation	

MATERIALS

Plastic



Rotationally moulded plastic



Bollards Manchester

A traditional style bollard reminiscent of historic the cast iron bollards with options for reflective banding.

Height (mm)	1010
Dia. (mm)	201
Fixing methods	Anti-ram, permanent, bayonet socket, or surface mount

MATERIALS

Plastic



Rotationally moulded MDPE

Banding recesses are polished.

BANDING OPTIONS

5mm banding: RA1 or RA2 high intensity.

Metallic banding: silver or gold option.



Night owl

Able to completely collapse on impact, the Night Owl has a highly durable sign face minimising the typical cracking and blistering seen on inferior alternatives.

Product can be single or double sided.

Height (mm)	1037.4
W x D (mm) (top)	395 x 50
Fixing methods	Bolted to a concrete foundation

MATERIALS

Plastic



Rotationally moulded MDPE

STANDARDS

Conforms to **BS 8442:2006 (14)** for Retro Reflective Self Righting Bollards, **BS 12767** for Passive Safety of Non Harmful Structures and **BS EN 12899-2:2006 5.6.4** for Torsion Test.



Sentinel sign 300

With a modern, sleek design the Sentinel bollards are the ideal choice in urban, retail and industrial locations.

Product can be single or double sided.

Other sign options available.

Height (mm)	1419
Dia. (mm)	364
Fixing methods	Permanent, socketed or surface mounted

MATERIALS

Plastic



Recyclable moulded plastic



Weebol flex

The robust material, recessed graphics and a flex point designed to minimise panel creasing and return the bollard to near 100% upright position, reduces the likelihood of damage or injury and the need to replace this bollard following an impact.

Height above ground (mm)	1000
Overall length (mm)	1620
Dia. (mm)	400
Fixing methods	Bolted to ground using surface mounting fixing kit supplied

MATERIALS

Plastic



Rotationally moulded plastic

STANDARDS

Meets the requirements of **BS EN 12767:2004 100:NE4**.



Bollards

Heritage sign 300 visibol

Our heritage range of bollards come in a number of different styles and offer the perfect solution for local authorities and councils. The bollards can also be personalised to fit in with their surroundings or a certain colour scheme.

Product can be single or double sided.

Other signs available.

Height (mm)	1419
Dia. (mm)	364
Fixing methods	Permanent, socketed or surface mounted

MATERIALS

Plastic



Recyclable
moulded plastic

BANDING OPTIONS

Reflective banding: RA1 or RA2 high intensity.

Metallic lower banding: optional.



Rhino supermarket

The Rhino Supermarket bollard offers excellent strength, visibility and practicality and is perfect for large car parks.

Height (mm)	1000
L x W (mm)	125
Fixing methods	Root fixed into concrete foundation, removable or base plate

MATERIALS

Plastic



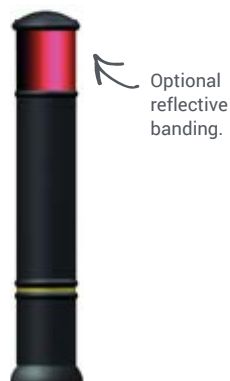
Recyclable
moulded plastic



Heritage

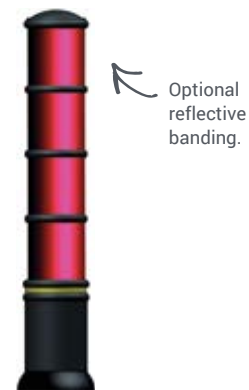
Heritage bollards are suitable for traffic management and traffic calming schemes in busy locations or cordoning off restricted areas or one way streets.

These traditional bollards can also be personalised to fit in with their surroundings and individual colour schemes.



Heritage 150

Height (mm)	1024
Dia. (mm)	171



Heritage 150 visibol

Height (mm)	1024
Dia. (mm)	171



Heritage decorative

Height (mm)	921
Dia. (mm)	171

MATERIALS

Plastic



Recyclable
moulded plastic



Sentinel

The Sentinel range offers a modern, sleek choice for demarcation of a pedestrian or parking area for urban, retail and industrial schemes.



Sentinel 150

Height (mm)	1030
Dia. (mm)	166



Sentinel 150 visibol

Height (mm)	1030
Dia. (mm)	166



Sentinel decorative

Height (mm)	926
Dia. (mm)	166

MATERIALS

Plastic



Recyclable
moulded plastic



Bollards

Recycled

Our durable recycled bollards are not only manufactured from recycled plastic but are also recyclable.



3 grooves white tape

Height (mm)	1200
Dia. (mm)	120



3 grooves red tape

Height (mm)	1200
Dia. (mm)	120



3 grooves red and white tape

Height (mm)	1200
Dia. (mm)	120

MATERIALS

Plastic



Recycled plastic



50mm groove white tape

Height (mm)	1500
Dia. (mm)	120



50mm groove red tape

Height (mm)	1500
Dia. (mm)	120



50mm groove red and white tape

Height (mm)	1500
Dia. (mm)	120



50mm groove white tape

Height (mm)	1500
Dia. (mm)	120



50mm groove red tape

Height (mm)	1500
Dia. (mm)	120



50mm groove red and white tape

Height (mm)	1500
Dia. (mm)	120



50mm groove red tape bollard

Traffic calming

Speedcheck starter blockramp system

Allowing for ramps to be constructed using block paving, it only requires excavation beneath the ramp areas, keeping disruption to a minimum.

Height (mm)	200 - 220
L x W (mm)	200 x 200
Weight (kg)	193



MATERIALS

Concrete



Natural



Charcoal

PROFILES

Two profiles are available, allowing for slopes of 1:10 and 1:15 inclination.



S Ramp system

A durable and low maintenance segmental concrete ramp system ideal for traffic calming and speed reduction.

Height (mm)	180 - 255
L x W (mm)	914 x 200
Weight (kg)	79 - 105



MATERIALS

Concrete



Natural



Charcoal

PROFILES

The profile has excellent ride-over quality for cars, emergency vehicles and buses. Standard pieces can be laid kerb-to-kerb, perfect for pedestrian crossings.



Black & yellow rubber speed bump

Offering a superb method of slowing traffic in low speed limit areas such as car parks, residential areas, office complexes and industrial areas.

Height (mm)	45
L x W (mm)	Intermediate module - 500 x 300 Radius end module - 250 x 350
Weight (kg)	193



MATERIALS

Rubber



Black



Yellow



Interlocking traffic blocks

Designed to aid in the creation of temporary traffic islands and diversions, the blocks link with a simple bar and bolt system.

Height (mm)	180 - 255
L x W (mm)	914 x 200
Weight (kg)	79 - 105



MATERIALS

Concrete



Light grey

Finishes - handpainted



Black



Yellow



White



Traffic calming

Rubber speed cushion

Built to withstand heavy traffic on busy roads and to meet stringent safety standards, these durable rubber cushions are ideal for most traffic-calming situations and locations.



MATERIALS


Rubber



Black



Red



Visibility
Supplied with white
directional markings.

4 piece

Height (mm)	65
L x W (mm)	2000 x 1800
Weight (kg)	200

Concrete speed cushion

With simple installation our speed cushions are offered in two designs and offer an economical and hard-wearing solution for reducing traffic speed in pedestrian areas and rail zones.

The plateau design can be deployed in a number of different environments and the domed cushion is recommended for areas with bus traffic.

Lifting loops are supplied separately.



MATERIALS

Concrete



Red



Charcoal



	SP1 plateau	SP2 plateau	SP3 plateau	SP1 domed
Height (mm)		205		200
L x W (mm)	1900 x 1900	1900 x 1600	1900 x 1750	1900 x 1900
Weight (kg)	1450	1245	1365	1470

Cycle stands and racks Sheffield

The Sheffield cycle stand has a classic design which can accommodate two cycles.

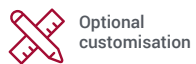
Height (mm)	750
Length (mm)	750
No of cycles	2 per stand
Fixing methods	Root fixed or surface mounted

MATERIALS

Metal



Finishes



Available with or without tapping bar.



Red Route


The Red Route cycle stand is a simple yet functional design which can accommodate two cycles.

It includes reflective tapes and signs and is manufactured with Ferrocaster®, providing a highly durable finish.

Height (mm)	850
Length (mm)	750
No of cycles	2 per stand
Fixing methods	Root fixed or surface mounted

MATERIALS

Metal



Fin

The Fin stainless steel cycle stand has a contemporary design which can accommodate two cycles.

Available in grade 316 which offers high resistance to corrosion.

Height (mm)	800
Length (mm)	1020
No of cycles	2 per stand
Fixing methods	Root fixed or surface mounted

MATERIALS

Metal



Stainless steel



Sheffield cycle stand in stainless steel

Cycle stands and racks

RhinoGuard® Geo

The Geo cycle stand is an alternative form of protection to bollards. Integrating crash tested protective technology into cycle parking can help to minimise street clutter and maintain the aesthetics of a public space.

Height (mm)	1100
L x W (mm)	1700 x 1132
Dia. (mm)	140 & 204
No of cycles	Up to 2 per stand
Fixing methods	Root fixed



MATERIALS

Metal



Stainless steel

SECURITY SPECIFICATION



Geo hoop

Geo hoop cycle stands provide visual cohesion with the rest of the Geo range. The stand incorporates a tapping bar for the visually impaired and offers a robust level of security and locking positions for all types of cycles.

Height (mm)	850
L x W (mm)	550 x 850
No of cycles	Up to 2 per stand
Fixing methods	Root fixed or surface mounted



MATERIALS

Metal



Stainless steel



Multi-hoop

A simple and stylish solution, the R10 multi-hoop cycle rack consists of five Sheffield cycle stands in one unit. Easy to install, it is ideal for locations where there is a high demand for cycle parking: senior schools, colleges, universities and workplaces.

MATERIALS

Metal



Mild steel

Finishes



Galvanised or powder coated in any RAL colour



	3 hoop	5 hoop
Height above ground (mm)	950	950
Length (mm)	1534	3000
Width (mm)	1450	1245
Weight (kg)	33	58
Dia./profile size (mm)	48	
Fixing method	Free standing or bolted to ground	

Cycle shelters

Velozone

The Velozone cycle shelter is available as a single shelter or as multiple modules.

Velozone is manufactured from structural grade mild steel which can be supplied powder coated in a range of RAL colours to suit your scheme's requirements.

Installation is available on request.

MATERIALS

Metal



Mild steel

Finishes






Galvanised or powder coated in any RAL colour

COMPLEMENT IT

Marshalls offers a wide range of cycle stands suitable for use with the Velozone shelter.

 To learn more go to **page 140**



 **Easy installation**
Adjustable feet are supplied as standard to allow for fixing on uneven ground within certain tolerances.

Customisable lengths can be created from the following module sizes:

Width (mm)	2000	3000	4000	5000
H x D (mm)	2156 x 1964			
Weight (kg)	220	270	320	380
Fixing methods	Surface fix to prepared foundation			



Pluto

Pluto is an extremely functional and robust shelter and can be installed in confined spaces. The single shelter has a modular capability allowing it to be extended to create a shelter suitable for any space.

The minimum shelter width is one metre and can be extended in two metre increments.

MATERIALS

Metal



Mild steel

Finishes



Galvanised or powder coated in any RAL colour

COMPLEMENT IT

Marshalls offers a wide range of cycle stands suitable for use with the Pluto shelter.

 To learn more go to [page 140](#)



Other sizes are available.

Width (mm)	4060
H x D (mm)	2188 x 2129
Weight (kg)	259
Fixing methods	Surface mounted



Trusted suppliers

Beautifully designed street furniture brought to you by our trusted suppliers.

As well as creating our Marshalls' brand street furniture products, we work closely with some of the world's leading street furniture designers and manufacturers.

Our suppliers allow us to offer recognised brands within street furniture and ensure that our portfolio offers a wide range of options for all urban space requirements.





Far left: Bellitalia Giove planters;
Left: Escofet Milenio bench.
Below: Rendezvous seat and litter bin.



Trusted suppliers

Bellitalia



Based in Italy, Bellitalia brings over 60 years of experience of urban concrete and marble aggregate street furniture.

Experts in urban street furniture, the Bellitalia range brings classic lines and style to schemes and is exclusively available in the UK from Marshalls Landscape Protection.



To see the complete range visit the website: bellitalia.net



Wing and Jonathan benches



Acquario planter

Height (mm)	600
Width (mm)	700
Length (mm)	1980
Weight (kg)	660

MATERIALS*Precious stone effect*

White carrara Cream botticino Yellow mori Red verona Multi veneziano



Green alps Black ebony White granite Grey granite



Eraclea bench

Height (mm)	450
Width (mm)	610
Length (mm)	2200
Weight (kg)	595

MATERIALS*Precious stone effect*

White carrara Cream botticino Yellow mori Red verona Multi veneziano



Green alps Black ebony White granite Grey granite



Demetra seat

Height (mm)	480
Width (mm)	600
Weight (kg)	1170

MATERIALS*Precious stone effect*

White carrara Cream botticino Yellow mori Red verona Multi veneziano



Green alps Black ebony White granite Grey granite

Timber

Hardwoods

Trusted suppliers

Sineu Graff



Sineu Graff offers a wide range of solutions from traditional to modular street furniture, ideal for promoting public space usage. Our product showcase features three of the most popular styles.



To see the complete range visit the website:
sineugraff.com/en/



Rendezvous seating



Idylle bench and seat

Bench dimensions

Height (mm)	448
Width (mm)	692
Length (mm)	1780

Seat dimensions

Height (mm)	826
Width (mm)	707
Length (mm)	1780

Slim bench (W365mm) also available

Available in cast iron and a range of wood.



Rendezvous bench and seat

Bench dimensions

Height (mm)	420
Width (mm)	420
Length (mm)	1800

Also available as 2 place and single place bench

Seat dimensions

Height (mm)	790
Width (mm)	645
Length (mm)	1796

Available in cast iron and a range of wood.



Optima bench and seat

Bench dimensions

Height (mm)	812
Width (mm)	566
Length (mm)	1812

Available with arm rests and as 3 seat, 3 seat and chair

Seat dimensions

Height (mm)	812
Width (mm)	566
Length (mm)	1812

Optima range also includes a table and lounger

Available in steel and a range of wood.

Trusted suppliers

Escofet

Escofet

Escofet is a Barcelona-based company which, through the design and industrialisation of urban elements and architectural concrete, transforms cities and promotes the use of public space.



To see the complete range visit the website:
escofet.com/en



Escofet tramet seating, Hayes Old Vinyl Factory



Twig seat

Dimensions (mm)	2370 x 1930 x 460
Weight (kg)	1750
Material	Reinforced concrete

MATERIALS

Concrete



Grey Black White CA Grey Red Beige



Longo bench

Dimensions (mm)	4000 x 1000 x 450
Weight (kg)	2670
Material	Concrete with FSC®-certified timber accessories

Timber bench accessories

Dimensions (mm)	70 x 44 x 45
Weight (kg)	17

Range also includes seat with backrest, backless bench, chair, litter bin, ashtray

MATERIALS

Concrete



Grey Black White CA Grey Red Beige



Polished grey Polished black Polished white Polished CA grey Polished red Polished beige



Textured silver Stainless steel Tropical wood



Box planters

Dimensions (mm)	Rectangle: 2000 x 500 x 450 Square: 1000 x 1000 x 450
Weight (kg)	Rectangle: 534 Square: 475 Square 475kg
Material	Concrete

MATERIALS

Concrete



Grey White CA Grey Red Beige Eco-Grey®

Our other products

More from Marshalls

Beyond paving, we offer a range of other solutions.

As a complete external landscaping products business, we cover all manner of outdoor space designs and functions.

Beyond paving, here are the other hard landscaping, infrastructure and water management solutions we supply:

Natural Stone & Concrete Paving

We are the UK's leading supplier of natural stone and concrete manufactured products for the built environment.

With multiple sizes, textures and colours plus permeable options, we offer an extensive range of hard wearing concrete solutions to suit any landscape.

Bricks & Masonry

We offer a variety of manufactured concrete products for the construction industry that come in multiple finishes and colours to suit all building and aesthetic requirements.

Civils & Drainage

We make sustainable infrastructure, water management and retaining wall solutions for a safer and better environment.


Aggregates

From a network of wholly owned and trusted British quarries, we offer a choice of products from general purpose building sand to aggregates for groundworks.

We offer ranges that are all certified to British Standard requirements or higher.

Mortars & Screeds

We offer ready-to-use mortar, screed and flow screed delivered from a network of wholly owned manufacturing locations located across the UK.







 Call us:
0370 600 2425

 Visit us:
marshalls.co.uk/commercial/landscape-protection

