



DISTRIKT®

A CONTINUOUS FREE FLOWING TIMBER SEATING RANGE,
LIMITED ONLY BY YOUR IMAGINATION



Marshall's
Landscape Protection



DESIGN INSPIRATION

LET YOUR IMAGINATION CREATE SOMETHING UNIQUE

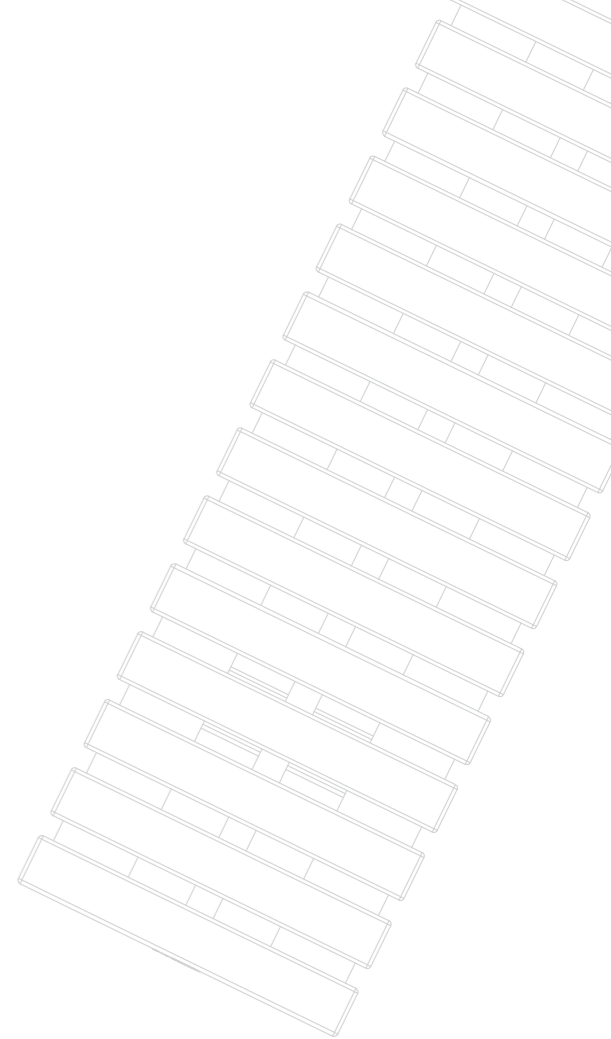
Seating is an essential component of any public area, external and internal, whether used for sprawling open spaces or busy city centres.

Distrikt® is a linear, free flowing timber range designed to fit into a multitude of environments and is the perfect solution for projects requiring aesthetically pleasing practical seating. The collection is made up of a customisable seat and bench that truly offers unlimited combinations and choices.

Not limited to one constant direction, the interchangeable slats allow the units to swap between seating styles and features.

The standard collection has been created for ease of selection and comprises of a straight or curved bench and seat, with extra add-ons such as a table and armrest.

Distrikt® is created using FSC®-certified Iroko timber slats with a mild steel structure and loop legs.



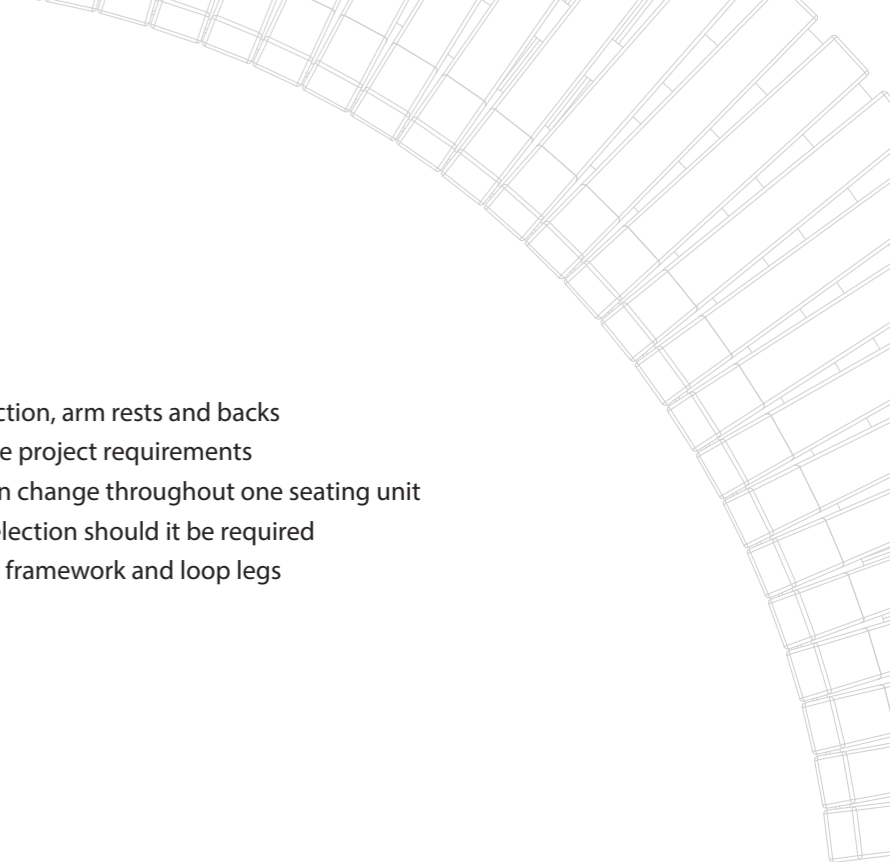


DESIGN INSPIRATION

RANGE OVERVIEW

Key benefits

- Customisable, linear timber seating range
- Unlimited customisation options such as seating direction, arm rests and backs
- A free flowing seating range, that can be as long as the project requirements
- The interchangeable slats mean that seating styles can change throughout one seating unit
- Standard seating and a table is available for ease of selection should it be required
- Made from FSC®-certified Iroko timber with mild steel framework and loop legs




DESIGN INSPIRATION

UNLIMITED COMBINATIONS

Distrikt® is a continuous free flowing timber seating range which can ebb and flow in multiple directions and is limited only by your imagination.

Its mild steel components are available in a wide range of RAL colours, with unlimited customisation options, which means there is a product option for every project.



RAL 5015
SKY BLUE



RAL 6017
MAY GREEN



RAL 1023
TRAFFIC YELLOW

RAL 2009
TRAFFIC ORANGE



RAL 3002
CARMINE RED



RAL 4006
TRAFFIC PURPLE

CUSTOMISE YOUR SPACE
WITH ENDLESS DESIGN POSSIBILITIES



FSC®-CERTIFIED
IROKO
HARDWOOD

STANDARD MATERIAL OPTIONS



FSC®-certified Iroko Hardwood

The FSC®-certified Iroko hardwood seating slats are procured from responsibly managed plantations in the west coast of Africa. This doesn't just mean that the timber is sustainable, but also that the plantation workers receive a decent livelihood, and that all of their social and health and safety needs are met.

Durable and resistant to both rot and insect attack, the FSC®-certified Iroko hardwood has a natural yellow-brown colouring and the grain is interlocked with a medium to coarse texture providing a non-slip surface.



FSC®-CERTIFIED
IROKO
HARDWOOD



Powder Coated Mild Steel

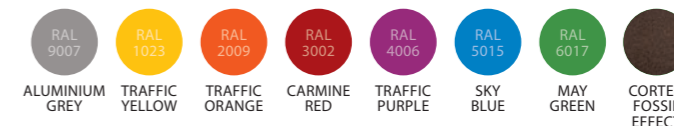
The mild steel material provides a versatile and strong structure. Once galvanised, the material is powder coated to increase its aesthetic qualities. This involves spraying fine particles of coloured polyester powder onto the material. The powder is then heated so that the particles melt and fuse together creating an even coat and providing a durable finish which is resistant to chipping, scratching and other wear.



MILD STEEL


A 12 month warranty is offered on products with a powder coated finish against rust and corrosion. For more information please visit our website.

The Distrikt® mild steel elements are available in all RAL colours, but here are some of our most popular colour options:



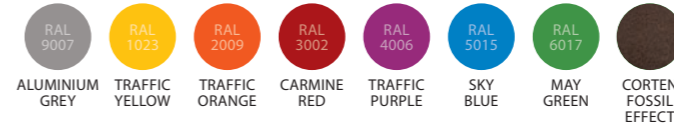
STANDARD CONFIGURATIONS

STRAIGHT BENCH



MILD STEEL POWDER COAT OPTIONS

Available in all RAL colours, but here are some of our most popular colour options:



MATERIAL

Mild Steel



Timber

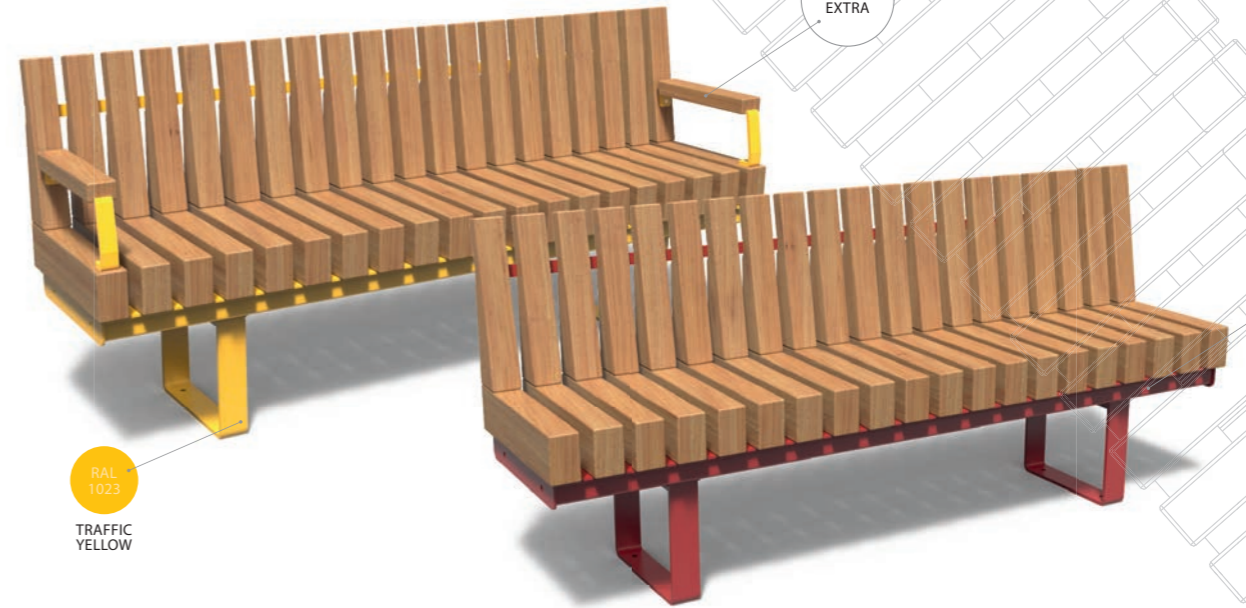


FSC®-CERTIFIED
IROKO
HARDWOOD



STANDARD CONFIGURATIONS

STRAIGHT SEAT



RAL 1023
TRAFFIC YELLOW

RAL 3002
CARMINE RED

MILD STEEL POWDER COAT OPTIONS

Available in all RAL colours, but here are some of our most popular colour options:

- RAL 9007 ALUMINIUM GREY
- RAL 1023 TRAFFIC YELLOW
- RAL 2009 TRAFFIC ORANGE
- RAL 3002 CARMINE RED
- RAL 4006 TRAFFIC PURPLE
- RAL 5015 SKY BLUE
- RAL 6017 MAY GREEN
- CORTEN FOSSIL EFFECT

MATERIAL

Mild Steel



Timber



FSC®-CERTIFIED
IROKO
HARDWOOD



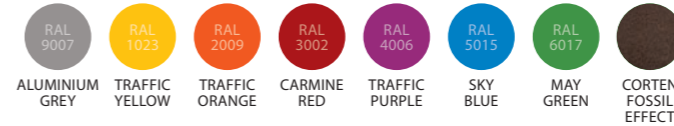
STANDARD CONFIGURATIONS

CURVED BENCH



MILD STEEL POWDER COAT OPTIONS

Available in all RAL colours, but here are some of our most popular colour options:



MATERIAL

Mild Steel



Timber




FSC®-CERTIFIED
IROKO
HARDWOOD



STANDARD CONFIGURATIONS

INWARD FACING CURVED SEAT



MILD STEEL POWDER COAT OPTIONS

Available in all RAL colours, but here are some of our most popular colour options:

- RAL 9007 ALUMINIUM GREY
- RAL 1023 TRAFFIC YELLOW
- RAL 2009 TRAFFIC ORANGE
- RAL 3002 CARMINE RED
- RAL 4006 TRAFFIC PURPLE
- RAL 5015 SKY BLUE
- RAL 6017 MAY GREEN
- CORTEN FOSSIL EFFECT

MATERIAL

Mild Steel



Timber



FSC®-CERTIFIED IROKO HARDWOOD



STANDARD CONFIGURATIONS

OUTWARD FACING CURVED SEAT



RAL 5015
SKY BLUE

RAL 3002
CARMINE RED

MILD STEEL POWDER COAT OPTIONS

Available in all RAL colours, but here are some of our most popular colour options:

- RAL 9007 ALUMINIUM GREY
- RAL 1023 TRAFFIC YELLOW
- RAL 2009 TRAFFIC ORANGE
- RAL 3002 CARMINE RED
- RAL 4006 TRAFFIC PURPLE
- RAL 5015 SKY BLUE
- RAL 6017 MAY GREEN
- CORTEN FOSSIL EFFECT

MATERIAL

Mild Steel Timber



FSC®-CERTIFIED
IROKO
HARDWOOD








STANDARD CONFIGURATIONS

TABLE



MILD STEEL POWDER COAT OPTIONS

Available in all RAL colours, but here are some of our most popular colour options:

-  RAL 9007
ALUMINIUM GREY
-  RAL 1023
TRAFFIC YELLOW
-  RAL 2009
TRAFFIC ORANGE
-  RAL 3002
CARMINE RED
-  RAL 4006
TRAFFIC PURPLE
-  RAL 5015
SKY BLUE
-  RAL 6017
MAY GREEN
-  CORTEN FOSSIL EFFECT

MATERIAL

Mild Steel



Timber



FSC®-CERTIFIED
IROKO
HARDWOOD



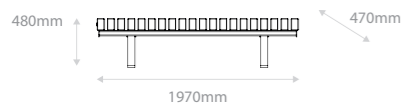
MATERIAL OVERVIEW

PRODUCT SPECIFICATIONS



STRAIGHT BENCH

Weight	108kg
Dimensions (LxWxH)	1970 x 470 x 480mm
Seat height	480mm
Material	Powder coated mild steel & FSC®-certified Iroko timber hardwood
Colours	Wide range of RAL colours available
Fixing method	Surface mounted



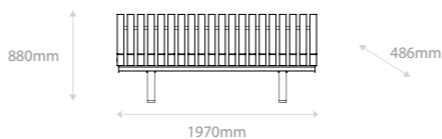
STRAIGHT BENCH WITH ARMS

Weight	115kg
Dimensions (LxWxH)	1970 x 470 x 670mm
Seat height	480mm
Material	Powder coated mild steel & FSC®-certified Iroko timber hardwood
Colours	Wide range of RAL colours available
Fixing method	Surface mounted



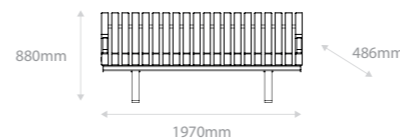
STRAIGHT SEAT

Weight	133kg
Dimensions (LxWxH)	1970 x 486 x 880mm
Seat height	480mm
Material	Powder coated mild steel & FSC®-certified Iroko timber hardwood
Colours	Wide range of RAL colours available
Fixing method	Surface mounted



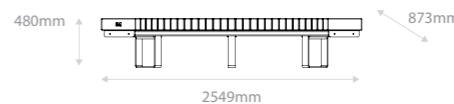
STRAIGHT SEAT WITH ARMS

Weight	138kg
Dimensions (LxWxH)	1970 x 486 x 880mm
Seat height	480mm
Material	Powder coated mild steel & FSC®-certified Iroko timber hardwood
Colours	Wide range of RAL colours available
Fixing method	Surface mounted



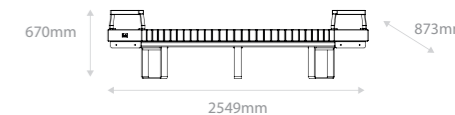
CURVED BENCH

Weight	151kg
Dimensions (LxWxH)	2549 x 873 x 480mm
Seat height	480mm
Material	Powder coated mild steel & FSC®-certified Iroko timber hardwood
Colours	Wide range of RAL colours available
Fixing method	Surface mounted



CURVED BENCH WITH ARMS

Weight	158kg
Dimensions (LxWxH)	2549 x 873 x 670mm
Seat height	480mm
Material	Powder coated mild steel & FSC®-certified Iroko timber hardwood
Colours	Wide range of RAL colours available
Fixing method	Surface mounted



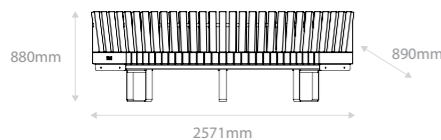
MATERIAL OVERVIEW

PRODUCT SPECIFICATIONS



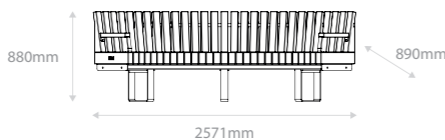
INWARD FACING CURVED SEAT

Weight	187kg
Dimensions (LxWxH)	2571 x 890 x 880mm
Seat height	480mm
Material	Powder coated mild steel & FSC®-certified Iroko timber hardwood
Colours	Wide range of RAL colours available
Fixing method	Surface mounted



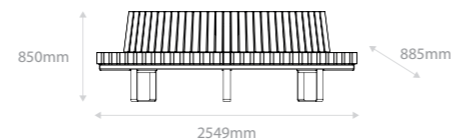
INWARD FACING CURVED SEAT WITH ARMS

Weight	192kg
Dimensions (LxWxH)	2571 x 890 x 880mm
Seat height	480mm
Material	Powder coated mild steel & FSC®-certified Iroko timber hardwood
Colours	Wide range of RAL colours available
Fixing method	Surface mounted



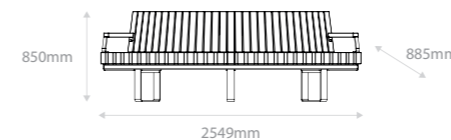
OUTWARD FACING CURVED SEAT

Weight	186kg
Dimensions (LxWxH)	2549 x 885 x 880mm
Seat height	480mm
Material	Powder coated mild steel & FSC®-certified Iroko timber hardwood
Colours	Wide range of RAL colours available
Fixing method	Surface mounted



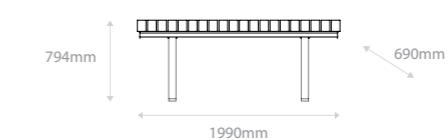
OUTWARD FACING CURVED SEAT WITH ARMS

Weight	192kg
Dimensions (LxWxH)	2549 x 885 x 880mm
Seat height	480mm
Material	Powder coated mild steel & FSC®-certified Iroko timber hardwood
Colours	Wide range of RAL colours available
Fixing method	Surface mounted



TABLE

Weight	163kg
Dimensions (LxWxH)	1900 x 690 x 794mm
Table height	794mm
Material	Powder coated mild steel & FSC®-certified Iroko timber hardwood
Colours	Wide range of RAL colours available
Fixing method	Surface mounted





 **Marshalls**
Landscape Protection

Registered Office:
Marshalls plc,
Landscape House, Premier Way,
Lowfields Business Park,
Elland, HX5 9HT, United Kingdom

UK: 0370 600 2425
International: +44 (0) 1422 312 993
USA: +1 603 465 1254

marshalls.co.uk/landscapeprotection

